



**Board Meeting Agenda
June 16, 2022 3:30PM-5:30PM**

Board meeting will be held in person and remotely

MEETING LOCATION: Gold Ridge Resource Conservation District 2776 Sullivan Road, Sebastopol, CA 95472

REMOTE ACCESS: Members of the staff and public can participate remotely by using the following options:

Zoom: <https://us02web.zoom.us/j/81326946028?pwd=VERncTBxaWdkaFpkTUZKL3RRROW81UT09>

Phone: [\(669\) 900-6833](tel:(669)900-6833). Meeting ID: [813 2694 6028](#). Passcode: [111](#).

District Directors: Joe Dutton, President; Ann Cassidy, Secretary; Mel Sanchiotti, Director; Guy Smith;

Associate Directors: Chris Choo, Temra Costa, Lorri Duckworth, Elias Zegarra

- 1. Call to order, Determination of a Quorum, Introductions**
- 2. Additions/Changes to the Agenda** (Gov. Code 54954.2 (B))
- 3. Public Comment:** Public may comment on agenda items when they are discussed. Speakers are asked to limit comments to three minutes (Gov. Code 54954.3(a)).
- 4. Informational Items**
 - A. Gold Ridge RCD Updates & Notices**
 - B. Natural Resources Conservation Service Update**
 - C. Valley Ford Schoolhouse Update** (*Brittany Jensen*)
 - D. Santa Rosa Plain Groundwater Sustainability Agency Update (#138)** (*Joe Dutton*)
- 5. Consent Calendar**
 - A. May 19, 2022 Meeting Minutes, June 2022 Grant Status Report, Approval of Resolution 2022-09 to re-authorizing remote teleconference meetings** (*Brittany Jensen*)
- 6. Action Items**
 - A. Approval of Financial Report, and Warrant Request for FY 2021/22 through April 2022** (*Mare O'Connell*)
 - B. Approval of Executive Director to enter into a contract with SCAPOSD #207** (*Brittany Jensen*)
 - C. Approve and select members for temporary Ad Hoc Financial Sustainability Committee** (*Brittany Jensen*)
- 7. Future Agenda Items**
 - a. Board Candidate Selection for Request for Appointments for 2 Vacancies**
 - b. Green Valley Road Flooding and Fisheries Project Update and Request for Direction**
 - c. Celebration of Ann and Richard's Service.**
- 8. Adjournment**

This agenda has been prepared and posted at least 72 hours prior to the regular meeting of the Board of Directors in accordance with the Ralph M. Brown Act. Materials related to items on this agenda, included in the agenda packet or distributed to the Board after distribution of the agenda packet, are available for public inspection at the above address during normal business hours as well as our website. To request board packet information, please contact Brittany Jensen at (707) 823-5244 or Brittany@goldridgercd.org.

Special Accommodations: *In compliance with the Americans with Disabilities Act and Government Code Section 54954.2, if special assistance is needed to participate in a Board meeting, please contact Brittany Jensen at (707) 823-5244. Notification of at least 48 hours prior to meeting time will assist staff in assuring that reasonable arrangement can be made to provide accessibility at the meeting.*

District Staff:

Brittany Jensen, Executive Director	Mare O’Connell, Financial Manager
Joe Pozzi, District Manager	Jason Wells, Forester
Noelle Johnson, Deputy Director	Sophia Tsue, Education & Outreach Coordinator
John Green, Lead Scientist & Program Manager	Jenna Kahn, GrizzlyCorps Fellow
Sierra Cantor, Ecologist	Mason Inumerable, GrizzlyCorps Fellow
William Hart, Project Manager	Will Spangler, Conservation Project Manager
Adriana Stagnaro, Outreach & Project Manager	Tom Hammond, Shared Engineer
Michele Harris, District Administrator	

Schedule of Upcoming Gold Ridge RCD Board Meetings:

Every Third Thursday of the month, unless marked*

The following meetings will be held in person (unless noted) and with an option to join virtually over Zoom video conferencing. For information about how to join a Zoom meeting, see:

<https://support.zoom.us/hc/en-us/articles/201362193-How-Do-I-Join-A-Meeting->

- July 21, 3:30-5:30pm
- August 18, 3:30-5:30pm
- September 15, 3:30-5:30pm

RESOLUTION OF THE BOARD OF DIRECTORS OF THE GOLD RIDGE RESOURCE CONSERVATION DISTRICT (GRRCD) PROCLAIMING A LOCAL EMERGENCY, RATIFYING THE PROCLAMATION OF A STATE OF EMERGENCY BY EXECUTIVE ORDER N-29-20, ISSUED BY GOVERNOR NEWSOM ON MARCH 17, 2020, AND AUTHORIZING REMOTE TELECONFERENCE MEETINGS OF THE LEGISLATIVE BODIES OF GRRCD FOR THE PERIOD July 21, 2022 August 20th PURSUANT TO BROWN ACT PROVISIONS.

WHEREAS, the GRRCD is committed to preserving and nurturing public access and participation in meetings of the Board of Directors; and

WHEREAS, all meetings of GRRCD's legislative bodies are open and public, as required by the Ralph M. Brown Act (Cal. Gov. Code 54950 – 54963), so that any member of the public may attend, participate, and watch the District's legislative bodies conduct their business; and

WHEREAS, the Brown Act, Government Code section 54953(e), makes provisions for remote teleconferencing participation in meetings by members of a legislative body, without compliance with the requirements of Government Code section 54953(b)(3), subject to the existence of certain conditions; and

WHEREAS, a required condition is that a state of emergency is declared by the Governor pursuant to Government Code section 8625, proclaiming the existence of conditions of disaster or of extreme peril to the safety of persons and property within the state caused by conditions as described in Government Code section 8558; and

WHEREAS, a proclamation is made when there is an actual incident, threat of disaster, or extreme peril to the safety of persons and property within the jurisdictions that are within the District's boundaries, caused by natural, technological, or human-caused disasters; and

WHEREAS, it is further required that state or local officials have imposed or recommended measures to promote social distancing, or, the legislative body meeting in person would present imminent risks to the health and safety of attendees; and

WHEREAS, such conditions now exist in the District, specifically, a state-wide state of emergency was proclaimed by the Governor of the State of California for public health and safety due to the dangers of COVID-19, restricting gatherings and ordering social distancing measures for all businesses, government offices, etc.; and

WHEREAS, both State and Sonoma County Health Officials have imposed social distancing requirements and recommended that government meetings not be held in person due to the increased danger of COVID-19 virus transmission when people from different households meet in enclosed spaces; and the Delta variant of COVID-19 even amongst vaccinated individuals has caused, and will continue to cause, conditions of peril to the safety of persons within the District that are likely to be beyond the control of services, personnel, equipment, and facilities of the District, and desires to proclaim a local emergency and ratify the proclamation of state of emergency by the Governor of the State of California; and

WHEREAS, as a consequence of the local emergency, the Board of Directors does hereby find that the legislative bodies of the GRRCD shall conduct their meetings without compliance with paragraph (3) of subdivision (b) of Government Code section 54953, as authorized by subdivision (e) of section 54953, and that

such legislative bodies shall comply with the requirements to provide the public with access to the meetings as prescribed in paragraph (2) of subdivision (e) of section 54953; and

WHEREAS, the district’s legislative bodies have met and continue to meet through internet videoconference (Zoom) that is accessible to the public on any computer or device that has internet connectivity and allows the public to participate in the meetings as they would at in-person meetings;

NOW, THEREFORE, THE BOARD OF DIRECTORS OF GOLD RIDGE RESOURCE CONSERVATION DISTRICT DOES HEREBY RESOLVE AS FOLLOWS:

Section 1. Recitals. The Recitals set forth above are true and correct and are incorporated into this Resolution by this reference.

Section 2. Proclamation of Local Emergency. The Board hereby proclaims that a local emergency now exists throughout the District and that meeting in person would risk the health of the public, staff and directors through potential spread of COVID-19 through unavoidable close contact at in-person meetings.

Section 3. Ratification of Governor’s Proclamation of a State of Emergency. The Board hereby ratifies the Governor of the State of California’s Proclamation of State of Emergency, effective as of its issuance date of March 4, 2020.

Section 4. Remote Teleconference Meetings. The Executive Officer and legislative bodies of the GRRCD are hereby authorized and directed to take all actions necessary to carry out the intent and purpose of this Resolution including, conducting open and public meetings in accordance with Government Code section 54953(e) and other applicable provisions of the Brown Act.

Section 5. Effective Date of Resolution. This Resolution shall take effect immediately upon its adoption and shall be effective until the earlier of August 20, 2022, or such time as the Board of Directors adopts a subsequent resolution in accordance with Government Code section 54953(e)(3) to extend the time during which the legislative bodies of GRRCD may continue to teleconference without compliance with paragraph (3) of subdivision (b) of section 54953.

CERTIFICATION

I hereby certify that the foregoing Resolution 2022-09 was duly and regularly adopted by the Board of Directors of the Gold Ridge Resource Conservation District at the meeting thereof held on the 16th of June, 2022 motion by _____ and seconded by _____ following roll call vote:

Roll Call was as follows:

AYES:

NOES:

ABSTAIN:

ABSENT:

Attest:

Board Secretary

June 16, 2022 Gold Ridge Resource Conservation District - Grant Status Report FY 21/22

	Current Grants in Progress FY 20/21	Grant #	RCD Lead Staff	Grant Amount	Billings to Date	Amount Left to Bill	Completion Date
96	Venture Conservation	NRCS RCPP2 (SCAPOS as lead)	Noelle Johnson	\$ 686,600.00	\$ 593,071.57	\$ 93,528.43	11/30/2022
	A community meeting was held with the folks working on a community Joy Ridge Forest Management Plan. Staff are working on several plans, and have contracted with two Registered Professional Foresters and the vineyard specialist at the Napa County RCD to assist.						
104	Napa RCD Landsmart Certifications	NapaRCD 2017-02	All Staff	\$ 10,000.00	\$ 1,663.06	\$ 8,336.94	5/30/2019
	Review, comment and certify Landsmart plans for Napa RCD. So far completed Winery Lake and Oakville Ranch.						
108	SCWA RR Cooperative 1617-156C	SCWA	Noelle Johnson	\$ 100,000.00	\$ 47,130.55	\$ 52,869.45	6/30/2023
	This 2-year cooperative agreement provides cost share for outreach, RR fisheries proposal development, water quality monitoring, and GSA participation. Conducted water quality sampling, coordinated w/ CSG staff on spawn surveys. Funds are nearly spent for this fiscal year.						
117	Caltrans Gleason Beach Mitigation Project	Caltrans	John Green	\$ 276,727.50	\$ 209,523.12	\$ 67,204.38	12/31/2021
	Design for mitigation projects is largely complete, but we continue to work on planning tasks. We are also working with Caltrans and the landowners on details of the proposed conservation easement and management plan, and developing a scope of work and budget for project implementation and ten years of maintenance and monitoring.						
127	Blanchard Ranch Erosion Control Project	SCWA	John Green	\$ 92,400.00	\$ 89,830.38	\$ 2,569.62	6/30/2022
	All project work is complete. We will be maintaining riparian plantings and monitoring plant survival for three years.						
132	Innovative Technologies for Restoration on Range	SCF&WC #200	Noelle Johnson	\$ 5,000.00	\$ 3,649.08	\$ 1,350.92	
	Additional trials are on hold until we identify additional strategies						
136	Tannery Creek Large Wood Recruitment 2018	DFW P1830401	Noelle Johnson	\$ 211,035.00	\$ 189,707.64	\$ 21,327.36	3/31/2023
	Project installation complete. Effectiveness monitoring will continue through spring 2023. A site visit is planned for June to determine when to conduct snorkel surveys.						
138	GSA - West Yost		Brittany Jensen	\$ 99,511.00	\$ 68,082.18	\$ 31,428.82	7/30/2022
	GRRCD staff will provide administrative assistance to Andy Rodgers of West Yost, who is serving as SR Plain GSA Administrator.						
142	Enhancing Habitat and Cseq on Working Lands	CARCD WCB WC-1837DC Climate Adaptation	Noelle Johnson	\$ 65,000.00	\$ 62,506.08	\$ 2,493.92	11/30/2022
	Provides funding for RCD staff to provide technical assistance and develop designs for climate change adaptation practices, primarily focused on planting and streamflow enhancement projects. This is allowing staff to work with landowners to bring in implementation funding for CFPs developed through RCPP2.						
149	Health Soils Demonstration Project - Gabriel Farm	CDFA	Adriana Stagnaro	\$ 249,508.21	\$ 158,823.23	\$ 90,684.98	3/31/2023
	Progress Report #3 was submitted to CDFA, as well as, an updated Landowner Agreement and Scope of Work that addressed questions posed by CDFA about the project with the change of ownership and outreach related efforts. SFSU continues to perform their monitoring and data collection efforts.						
153	CASGEM 2019-2023	SCWA TW 13.14-039	Noelle Johnson	\$ 31,999.50	\$ 9,982.04	\$ 22,017.46	6/30/2023
	Spring monitoring planned for April 18, 2022. We are coordinating with Sonoma Water to review and add sites for improved data collection.						
154	DPR - Freezeout/Willow Planning	DPR C2033025	John Green	\$ 17,460.00	\$ 9,200.00	\$ 8,260.00	6/15/2023
	Trail planning in Freezeout is nearly complete, and we are starting on planning for a new trail in the upper Willow Creek watershed. Restoration project planning for the Willow Creek floodplain is ongoing.						
155	Ebacias Creek Riparian Restoration Project	CARCD WCB Monarch WC-1913CF	William Hart	\$ 33,775.00	\$ 33,775.00	\$ -	5/31/2022
	Costshare for the large riparian planting on Ocean Breeze Dairy. The funding has been spent, with the final report to be submitted at the grant end.						
156	Sweetwater Nursery Off-Channel Habitat Design	DFW #Q1930402	Sierra Cantor	\$ 218,595.90	\$ 109,875.49	\$ 108,720.41	3/31/2023
	Design work is in progress; PCI's 30% design plans and preliminary Basis of Design report were submitted to CDFW; 65% designs have been submitted; submitted an amended project timeline to accommodate a second year of hydrology and water quality data because 2021 was so dry and Green Valley Creek didn't connect to the floodplain project area. GRRCD continued to operate the sonde in the pond.						
157	CDFA Tech Assistance - HSP and AMMP	CDFA #19-0883-000-SO	William Hart	\$ 98,921.02	\$ 31,177.49	\$ 67,743.53	3/31/2023
	The Healthy Soils Program is currently closed for applications. The 2022 AMMP solicitation is now closed.						
160	Ebacias Creek Riparian Restoration Project	State Coastal Conservancy Prop 1	William Hart	\$ 200,000.00	\$ 163,809.77	\$ 36,190.23	3/31/2023
	The STRAW crew continues to conduct monitoring and maintenance visits.						
161	Atascadero Sediment Removal 65% Design	DFW #Q2096007	Sierra Cantor	\$ 551,220.34	\$ 273,390.32	\$ 277,830.02	3/15/2024

	Assessment work is in progress by Baseline Consulting, California Sea Grant, Stillwater Sciences, O'Connor Environmental, Streamline Engineering and GRRCD. GRRCD continued to collect continuous water quality data at ACER and downstream of the sediment acculation area; CSG continues to operate the antennas to track coho movement; SS staff conducted wetland extent mapping; OEI is taking biweekly streamflow measurements						
162	Rainwater Rebate and Streamflow Enhancement Pilot	DWR	Noelle Johnson	\$ 420,324.00	\$ 30,113.00	\$ 390,211.00	3/31/2025
	The project partnership officially launched the rebate program with a webinar on May 5th, with 170 attendees, and we've begun processing applications and are planning technical assistance site visits. Cost share through #204 will allow us to expand the program throughout the county.						
163	Sonoma Coast Monarch Overwintering Site Protection	CARCD WCB Monarch	Noelle Johnson	\$ 72,920.70	\$ 50,232.77	\$ 22,687.93	2/28/2022
	Overwintering site management plan development on three sites is nearing completion. We worked with Conservation Corps North Bay to do some tree stand management at Stinson Beach with remaining implementation funds. The grant is closing out May 31st.						
164	Mt. Gilead Streamflow Enhancement Design	WCB Streamflow (through NCRC&DC)	John Green	\$ 314,491.00	\$ 131,305.21	\$ 183,185.79	12/31/2023
	PCI is continuing to work on design for a large-scale (400,000 gallons) rainwater catchment project. Plans are approaching 90% and we have received partial implementation funding from the Department of Fish and Wildlife, with remaining cost share pending.						
165	Alliance Redwoods Implementation	WCB Streamflow (through NCRC&DC)	John Green	\$ 1,500,610.60	\$ 315,835.20	\$ 1,184,775.40	12/31/2023
	Phase 1 of the project is nearly complete, with work continuing on athletic field upgrades and irrigation systems. We had hoped to go to bid on Phase 2 in June, but are having to wait for Division of Drinking Water approval of changes to the permit for the Camp Meekeer water system.						
166	SCAPOSD Education/Outings 2020-23	Subcontract with SRCD	Adriana Stagnaro	\$ 78,387.00	\$ 29,124.93	\$ 49,262.07	6/30/2023
	Outings on conservation easement properties, educating students and families of the value of our working lands. TEAM virtual field trip experience on Open Field Farm for 4th and 5th grade students will be available to schools April 2021.						
172	Anonymous Foundation Project Tracker		Brittany Jensen	\$ 50,000.00	\$ 38,801.95	\$ 11,198.05	
	Project moving along, improvements and engagement beginning						
173	CalFire NBFIP		Adriana Stagnaro	\$ 17,100.00	\$ 5,397.00	\$ 11,703.00	3/31/2024
	Contracted for 2 projects in GRRCD						
174	Forest Working Group 2021 Grants	Various grants	Adriana Stagnaro	\$ 23,094.17	\$ 21,075.31	\$ 2,018.86	NA
	Funds the coordinator position to the Sonoma County Forest Working Group. Brings additional resources, education, coordination, communication to area forest managers and stakeholders.						
178	Technical Assistance for Monarch Habitat	NACD	Noelle Johnson	\$ 50,000.00	\$ 23,453.01	\$ 26,546.99	6/30/2022
	Habitat plantings are moving forward this month at 3 schools and 2 community gardens, with multiple other schools receiving additional plants.						
179	Zero Footprint	various contracts	William Hart	\$ 8,100.00	\$ 8,958.66	\$ (858.66)	Mar-22
	William will close out the project once receipts and pictures have been provided.						
180	NFWF Alder Creek cost share	NFWF 71924	John Green	\$ 23,000.00	\$ 1,304.57	\$ 21,695.43	6/30/2022
	All work is complete, and we will submit the final report in June.						
181	NFWF Willow/Atascadero LiDAR	NFWF 72096	John Green	\$ 20,801.42	\$ 17,898.42	\$ 2,903.00	7/29/2022
	All work is complete, and we will submit the final report in June.						
183	SRCD NFWF Monarch TA	subcontract with SRCD	Noelle Johnson	\$ 7,500.00	\$ 6,563.50	\$ 936.50	
	GRRCD has nearly spent its portion of the budget; SRCD is working on updates to LandSmart templates to include monarch information.						
185	Green Valley Rural Water Conservation - Phase II	Wildlife Conservation Board (through NCRC&DC)	Will Spangler	\$ 870,121.00	\$ 183,918.16	\$ 686,202.84	2/28/2024
	Construction of four rural residential rainwater systems. We plan to build three of the four in the summer/fall of 2022, and are currently working through design adjustments and permitting. We plan to go to bid on the site work in July.						
186	Salmon Creek School Rainwater Catchment Project	Wildlife Conservation Board (through NCRC&DC)	John Green	\$ 2,064,577.00	\$ -	\$ 2,064,577.00	4/30/2024
	Construction of a 500,000-gallon rainwater catchment system is underway, with completion targeted for early fall.						
187	GV/DB Flow Enhancement Model Updates	Wildlife Conservation Board (through CRWI)	Sierra Cantor	\$ 15,650.00	\$ -	\$ 15,650.00	
	We are awaiting a subcontract from CRWI.						
188	Atascadero Master Plan	Wildlife Conservation Board (through CRWI)	Sierra Cantor	\$ 95,947.00	\$ -	\$ 95,947.00	3/1/2025
	To complete two additional designs along Atascadero/Lower Green Valley creeks, and analyze cumulative effects of those and three other projects in development in comprehensive CEQA document. GRRCD, OEI, Streamline have conducted preliminary water quality, streamflow, and topographic survey field work, respectively; working on monitoring plan						

189	Alliance Implementation cost share	DFW FRGP	John Green	\$ 514,889.00	\$ 258,101.84	\$ 256,787.16	4/30/2024
	Cost share for #165.						
190	Iron Horse Fish Screen Implementation	DFW FRGP	John Green	\$ 267,295.00	\$ 3,223.10	\$ 264,071.90	3/31/2023
	Permitting is in process, but we will probably have to postpone construction until the summer of 2023.						
192	LandSmart Community Grazing	SCAPOS	William Hart	\$ 184,600.00	\$ 106,283.63	\$ 78,316.37	12/31/2022
	William is working with OAEC / Two Sisters / Mighty Arrow Ranch on their project. The sheep are onsite and will be there through the end of June or so.						
194	FFS- Firesmart Napa Playbook	Ag Innovations	Adriana Stagnaro	\$ 6,000.00	\$ 15,420.00	\$ (9,420.00)	9/30/2021
	Assist Ag Innovations in writing a manual for community fire resilience in Napa County.						
195	FSS - RCD Grizzly MOU	n/a	Brittany Jensen	\$ 20,660.00	\$ 7,810.02	\$ 12,849.98	7/31/2021
	Mason continues to support Fire Safe Sonoma with outreach and operations. Mason also supports the RCDs with forest health outreach and other projects.						
196	Conservation Partners Program V	NFWF #72172	Noelle Johnson	\$ 150,000.00	\$ -	\$ 150,000.00	7/31/2024
	TA and design funding for streamflow and habitat enhancement projects on EQIP-eligible properties in the lower Russian River and Salmon Creek. We've identified several potential design sites through the rainwater catchment rebate applications submitted through #162.						
197	NFWF 73962 IH Cost Share		John Green	\$ 34,906.86	\$ -	\$ 34,906.86	7/29/2023
	Cost share for #190 to provide additional funds for permitting complications.						
198	SCAPOS DOC Riparian	TBD	Brittany Jensen	\$ 50,000.00	\$ -	\$ 50,000.00	3/31/2023
	GRRCD will assist SCAPOS to develop a riparian easement program, providing technical assistance and outreach to landowners. GRRCD staff began attending site visits to potential properties. A time extension has been granted through March 2023.						
199	North Bay Monarch Working Group	NFWF Monarch Program #72785	Noelle Johnson	\$ 175,000.00	\$ 11,656.75	\$ 163,343.25	10/31/2023
	We are awaiting NEPA clearance to fully launch the project. Meanwhile, we have begun milkweed propagation and site selection, and subcontracts are being developed for project partners. The project is currently providing cost share funding for the school and community garden habitat plantings conducted through #178.						
200	RLF 21-22	RLF	Noelle Johnson	\$ 40,000.00	\$ -	\$ 40,000.00	11/30/2022
	General support for sustainable land management initiatives that improve the water quality of the lower Russian River watershed						
201	Atascadero Outreach and WC Planning	DFW Cutting Green Tape	Noelle Johnson	\$ 85,568.00	\$ -	\$ 85,568.00	3/15/2025
	Funding for outreach, technical assistance, and design to promote the rainwater catchment rebate program (#162) among riparian water users in the Redwood, Jonive, and Sexton Creek subwatersheds. We are still awaiting our grant agreement.						
202	Greene Off-Channel Habitat Design Project	DFW Cutting Green Tape	Sierra Cantor	\$ 452,869.00		\$ 452,869.00	
	Design for an off-channel habitat project connected to the Sweetwater Nursery design. We are awaiting our grant agreement.						
203	Mt. Gilead Water Conservation Project Implementation	DFW Cutting Green Tape	John Green	\$ 1,406,465.00		\$ 1,406,465.00	
	Partial funding to implement designs developed through #164. We are awaiting our grant agreement and have applied for cost share funding.						
204	NCRP Rainwater Catchment Rebate Pilot Program	County Climate Resilience Fund	Noelle Johnson	\$ 185,548.00		\$ 185,548.00	11/30/2024
	Flexible cost share towards #162 to support and expand the rainwater catchment rebate program throughout the county.						
205	RCPA Compost	County Climate Resilience Fund	William Hart	\$ 80,000.00		\$ 80,000.00	12/31/2023
	Multi-partner effort to expand compost application on both agricultural and community sites. We have submitted our scope of work and we are waiting for the contract from SCAPOS to execute the agreement.						
206	After the Fire- RCPP Forest Grassland	USDA NRCS Regional Conservation Partnership Program (RCPP)	William Hart	\$ 25,279.00		\$ 25,279.00	5/31/2023
	This is a multi year, multi-county grant from USDA NRCS administered by After the Fire for RCDs in Gold Ridge, Sonoma, Napa, Lake, Solano, Yolo and Colusa counties. This is a program to help land participants plan, sign up and implement forest health practices funded by NRCS. Gold Ridge RCD will use these funds to hire a GrizzlyCorps staff to help with technical assistance, education and outreach. William will supervise the Fellow who will start in September. New funds that may fluctuate will be added each year.						
	TOTAL IN PROCESS			\$12,259,457.22	\$3,321,674.03	\$8,857,783.19	
	Submitted Proposals	Funder/Program		Total Amount	Amount Proposed for GRRCD	amount anticipated	Status
	Innovative Conservation: Vital Streams and Forests	NRCS RCPP AFA	Noelle Johnson	\$ 2,000,000.00	\$ 100,000.00		Agreement in negotiation

	Conservation Outreach Cooperative Agreement	NRCS Equity Program (through CARCD)	Noelle Johnson	\$ 30,000.00	\$ 30,000.00	\$ 30,000.00	recommended for funding
	LandSmart Grazing Program - Phase II	Sonoma County Vegetation Mgt Grant Program	William Hart	\$ 355,513.00	\$ 64,852.00	\$ 355,513.00	recommended for funding
	LandSmart Grazing Program for Community Resilience	State Coastal Conservancy 2021 Wildfire Resiliency Program	William Hart	\$ 548,777.00	\$ 548,777.00		submitted 01/14/2022; Invited to submit a full proposal
	West County Roadside Fuels Reduction	CalFIRE Fire Prevention	Adriana Stagnaro	\$ 1,586,845.00	\$ 66,000.00		not selected for funding
	West County Defensible Space Phase 1	CalFIRE Fire Prevention	Adriana Stagnaro	\$ 1,528,209.00	\$ 52,800.00		not selected for funding
	West County Defensible Space Capacity Building	CalFIRE Fire Prevention	Adriana Stagnaro	\$ 1,505,511.00	\$ 245,520.00	\$ 1,505,511.00	funded 06/01/2022
	General support	Anonymous Foundation	Noelle Johnson	\$ 50,000.00	\$ 50,000.00	\$ 50,000.00	receiving funding in Aug.
	Climate Resilience through Habitat Restoration	WCB (through CARCD)	Noelle Johnson	\$ 19,000,000.00	\$ 500,000.00		submitted 02/24/2022
	Mt. Gilead Water Conservation Project cost share	DFW FRGP	John Green	\$ 868,715.00	\$ 868,715.00		submitted 04/15/2022
	Lower Green Valley Off-Channel Habitat- Iron Horse	DFW FRGP	Sierra Cantor	\$ 1,886,554.00	\$ 1,886,554.00		submitted 04/15/2022
	Sonoma Marin Ag and County Climate Coalition	USDA Climate Smart Commodities	Brittany Jensen / William Hart	\$ 17,175,391.36	\$ 6,278,719.80		Submitted 05/06/2022
	Salmon Creek Rural Water Conservation Project - Phase II	DFW Voluntary Drought Initiative	Noelle Johnson	\$ 250,000.00	\$ 250,000.00		submitted 05/10/2022
	Mt. Gilead Water Conservation Project cost share	DFW Voluntary Drought Initiative	John Green	\$ 861,793.00	\$ 861,793.00		submitted 05/10/2022
	TOTAL PROPOSED			\$ 47,647,308.36	\$ 11,803,730.80	\$ 1,941,024.00	
	Recently Completed Projects	Grant #		Amount			Completed
	Outreach Toolkit for Fire Safe Camp Meeker	Listos California	Adriana Stagnaro	\$ 3,000.00			
113	Atascadero Subwatershed Coho Habitat Assessmt	DFW Prop 1 P1896008	Sierra Cantor	\$ 114,428.75	\$ 5,000.00	\$ 109,428.75	12/31/2021
125	CDFA Healthy Soils Demonstration Project	CDFA 17-0748-000-HS	William Hart	\$ 99,991.24	\$ 99,763.76	\$ 227.48	12/31/2019
143	Forest Working Group Coordinator	SLT, Fledgling Fund, SCCF	Adriana Stagnaro	\$ 33,019.82	\$ 30,094.48	\$ 2,925.34	
148	Backcountry Trail Design Services	Sonoma County Regional Parks FFS	John Green	\$ 150,000.00	\$ 7,790.76	\$ 142,209.24	
159	RR Coho Partnership Year 10	Trout Unlimited	John Green	\$ 137,998.80	\$ -	\$ 137,998.80	1/31/2022
191	Anonymous Foundation	General Support	Noelle Johnson	\$ 50,000.00	\$ 47,722.27	\$ 2,277.73	6/30/2022
FFS	Fee For Service	Fee For Service	Varies	\$ 38,939.34	\$ 38,939.34	\$ -	NA
128	CA North Coast Soil Health Hub	NRCS CIG (Napa RCD as lead)	William Hart	\$ 54,525.00	\$ 54,525.00	\$ -	9/30/2022
193	CARCD RCD BIPOC						
184	MRC Freezeout Creek Ranch Cleanup	CalRecycle	William Hart	\$ 16,603.00	\$ 16,603.00	\$ -	12/31/2021
	Final invoice and report have been submitted.						

Action Item 6-A

TO: BOARD OF DIRECTORS
FROM: Mare O'Connell
SUBJECT: Financial Summary Report for April 2022
DATE: June 16, 2022

[Financial Summary for April 2022.](#)

This report covers the first ten months of the current fiscal year. Since many of our grants bill out only quarterly, revenue for these grants in April has been estimated.

In the **Statement of Net Assets** GRRCD's **accounts receivable** is \$768,912 plus a **retention receivable** (grant funds withheld pending closure) of \$50,834 for a total of \$819,746 from grant activity. The unexpended portion of our advance payments to date totals \$168,448 and appears as deferred revenue (a liability) on the balance sheet. This represents all advance payments from various grant sources less expenditures to date.

Our county bank balance is in the positive at \$167,210. Our payroll account at Exchange Bank has a positive balance of \$47,750, and a small account at the same bank is holding \$473. Gold Ridge's prepaid expense of \$6,800 represents prepayments for liability, workers compensation and truck insurance for the remaining six months of the current fiscal year.

The **accounts payable** balance is \$474,489 compared to \$451,793 in the prior month. Other liabilities include a credit card payable of \$1,852, deferred revenue as noted above, paid time off liability (compensated absences) as well as funds owing Cal Pers retirement, payroll taxes and our voluntary 457 retirement if unpaid at month's end. The Statement of Net Assets also includes the status of our pension liabilities (GASB report) which is recorded each year with our audit.

Our **equity** this month is at a positive \$367,467 with capital assets of \$22,819, fund balance of \$95,622 and net income of \$249,027. It reflects the receipt of \$320,386 in Federal Covid 19 Relief Funds, and an account receivable for the \$60,000 theft of our funds that the county has agreed to repay to us and remains outstanding.

The Board has indicated that it will determine how the Covid Relief funding is to be allocated. Just over \$11,000 was previously approved to fund wage increases for the current year.

The Statement of Operations for April reports \$2,146,686 in revenue and \$1,885,416 in expenses (including reimbursements and principal payments on the truck) for a net gain of \$249,026. In total, we have booked approximately 65% of budgeted grant revenue plus 97% of property tax revenue. Total revenue from all sources is 82% and includes our Covid Relief Funding. On the expense side we have spent 73% of budgeted expense year to date.

If we were to exclude of the \$320,000 in relief funding from our analysis, we would show a net loss in our regular operations of \$72,361 year to date.

It is also important to note that 10 days of payroll in April did not pay out until May 6 and totals \$24,000. This increases our year-to-date losses to \$96,000.

Definitions:

- *Statement of Net Assets* (the balance sheet) lists all our assets, both cash and noncash:
- *Assets* include our cash in bank, funds expected from our grant activity but not yet received ("accounts receivable" and "retention receivable"), prepaid expenses, and the value of our physical assets.
- *Liabilities* are made up of money we owe to vendors, cash advances from grantors, credit card and payroll liabilities.
- *Equity* is the difference between our assets and liabilities or net worth as an organization.
- *Net Income* is the difference between assets and liabilities in this Fiscal Year
- *Statement of Operations* shows income and expenses for the current period.

GOLD RIDGE RESOURCE CONSERVATION DISTRICT

Statement of Net Assets

As of April 30, 2022

06/07/22

Accrual Basis

	Apr 30, 22	Apr 30, 21	\$ Change	% Change
ASSETS				
Current Assets				
Checking/Savings	215,480.79	-48,081.69	263,562.48	548.2%
Accounts Receivable	768,912.09	452,801.96	316,110.13	69.8%
Other Current Assets	180,567.46	180,131.25	436.21	0.2%
Total Current Assets	1,164,960.34	584,851.52	580,108.82	99.2%
Fixed Assets	36,119.00	18,281.00	17,838.00	97.6%
TOTAL ASSETS	<u>1,201,079.34</u>	<u>603,132.52</u>	<u>597,946.82</u>	<u>99.1%</u>
LIABILITIES & EQUITY				
Liabilities				
Current Liabilities	833,612.09	421,426.58	412,185.51	97.8%
Total Liabilities	833,612.09	421,426.58	412,185.51	97.8%
Equity				
321 · Net Assets in Capital Assets	22,819.00	22,819.00	0.00	0.0%
3900 · Fund Balance/Net Assets	95,621.57	109,065.10	-13,443.53	-12.3%
Net Income	249,026.68	49,821.84	199,204.84	399.8%
Total Equity	367,467.25	181,705.94	185,761.31	102.2%
TOTAL LIABILITIES & EQUITY	<u>1,201,079.34</u>	<u>603,132.52</u>	<u>597,946.82</u>	<u>99.1%</u>

GOLD RIDGE RESOURCE CONSERVATION DISTRICT

Statement of Operations, Actual vs Budget

06/07/22

Accrual Basis

	Jul '21 - Apr 22	Budget	% of Budget
Ordinary Income/Expense			
Income			
Income from Property Taxes			
1000 · Property Taxes - CY - 40002	33,076.03	34,000.00	97.3%
Total Income from Property Taxes	33,076.03	34,000.00	97.3%
Program Revenue			
Program Income Detail			
Valley Ford School House	6,701.86		
Foundation	90,909.32	100,000.00	90.9%
2590 · Soil Conservation Rev. - 42610	0.00	2,449,652.00	0.0%
Local Grant Income	158,461.07		
Fee for Service	55,413.29		
Federal Grant Income	580,906.91		
State Grant Income	758,496.58		
Total Program Income Detail	1,650,889.03	2,549,652.00	64.7%
Program Revenue - Other	135,060.80		
Total Program Revenue	1,785,949.83	2,549,652.00	70.0%
Other Income			
4040 · Miscellaneous Revenue - 46040	321,387.20	6,000.00	5,356.5%
4102 · Donations - 46029	6,273.25	10,000.00	62.7%
Total Other Income	327,660.45	16,000.00	2,047.9%
Total Income	2,146,686.31	2,599,652.00	82.6%
Gross Profit	2,146,686.31	2,599,652.00	82.6%
Expense			
Salaries and benefits			
6561 · COVID-19 Expenses	0.00		
5910 · Wages - 50701	452,426.88	629,622.80	71.9%
5922 · Payroll Taxes - FICA - 50753	34,140.23	48,166.14	70.9%
5923 · Cal PERS Retirement - 50755	53,693.96	70,859.83	75.8%
5930 · Health Insurance - 50801	38,589.29	51,264.47	75.3%
5935 · Payroll Taxes/Unemploy - 50806	1,840.51	2,640.00	69.7%
5940 · Workers Compensation - 50808	741.09	3,408.30	21.7%
6560 · Payroll Expenses	406.00		
Total Salaries and benefits	581,837.96	805,961.54	72.2%
Direct Costs			
6505 · Valley Ford Schoolhouse	6,415.68		
6506 · Transient Occupancy Tax - 40401	659.43		
6510 · Other Direct Services	6,957.50		
6509 · Direct Travel, Tran & Mileage	1,478.11		
6507 · Direct Equipment Maint - 51061	1,613.02		
6508 · Direct Materials & Supp - 52071	27,768.89	61,824.00	44.9%
6540 · Subcontractors - 51249	1,185,674.20	1,455,920.00	81.4%
6589 · Permits - 51244	100.00	55,000.00	0.2%
Total Direct Costs	1,230,666.83	1,572,744.00	78.2%

GOLD RIDGE RESOURCE CONSERVATION DISTRICT

Statement of Operations, Actual vs Budget

06/07/22

Accrual Basis

	Jul '21 - Apr 22	Budget	% of Budget
Overhead			
6891 · Computer Software/Licen - 52143	0.00	0.00	0.0%
6041 · Maintenance Equipment - 51061	0.00	1,000.00	0.0%
6042 · Insurance - (Vehicle) - 51042	0.00	1,200.00	0.0%
6462 · Miscellaneous Expense	0.00	3,275.00	0.0%
Interest Expense			
7919 · Interest Expense - Credit Card	259.49		
7920 · Interest on LT Debt - 53103	1,656.60	5,500.00	30.1%
Total Interest Expense	1,916.09	5,500.00	34.8%
6040 · Communications/WebSite - 51021	2,191.41	2,750.00	79.7%
6045 · Telephone - 51022	3,311.65	4,000.00	82.8%
6085 · Janitorial Services - 51032	2,600.00	4,000.00	65.0%
6103 · Liability Insurance - 51041	5,656.50	10,500.00	53.9%
6280 · Dues and Memberships - 52091	5,715.99	6,500.00	87.9%
6400 · Office Supplies - 52111	1,839.42	2,200.00	83.6%
6410 · Postage - 52114	508.10	400.00	127.0%
6430 · Printing Services - 51241	2,172.79	6,500.00	33.4%
6461 · Other Supplies - 52101	1,312.45	1,800.00	72.9%
6500 · Information Tech Svc - 51209	1,308.50	8,000.00	16.4%
6521 · County Services - 51916	929.91	8,000.00	11.6%
6538 · Training/Conference Exp - 51601	(120.00)	9,000.00	(1.3)%
6587 · LAFCO Charges - 52091	794.00	1,250.00	63.5%
6630 · Legal & Audit/ Accting- 51206	11,900.00	18,000.00	66.1%
6840 · Rent - 51421	25,000.00	31,200.00	80.1%
6890 · Computer Hardware/Softwar 52142	7,687.09	11,000.00	69.9%
7300 · Transportation/Travel - 51602	1,437.50	2,000.00	71.9%
7330 · Sanitation - 51031	497.79	1,000.00	49.8%
7360 · Gas, Electric and Water - 52193	2,373.97	5,500.00	43.2%
8561 · Office Equipment - 54000	0.00	36,200.00	0.0%
9000 · Appropriation for Contingencies	0.00	20,000.00	0.0%
Total Overhead	79,033.16	200,775.00	39.4%
Total Expense	1,891,537.95	2,579,480.54	73.3%
Net Ordinary Income	255,148.36	20,171.46	1,264.9%
Other Income/Expense			
Other Income			
4111 · Line of Credit - 47111	0.00	400,000.00	0.0%
Reimbursements	1,537.05		
Total Other Income	1,537.05	400,000.00	0.4%
Other Expense			
53101 · Principle Payments LT Debt	7,658.73	405,000.00	1.9%
Total Other Expense	7,658.73	405,000.00	1.9%
Net Other Income	(6,121.68)	(5,000.00)	122.4%
Net Income	249,026.68	15,171.46	1,641.4%

10:38 AM

GOLD RIDGE RESOURCE CONSERVATION DISTRICT
Monthly Statement of Net Assets
As of April 30, 2022

06/07/22

Accrual Basis

	<u>Jul 31, 21</u>	<u>Aug 31, 21</u>	<u>Sep 30, 21</u>	<u>Oct 31, 21</u>	<u>Nov 30, 21</u>	<u>Dec 31, 21</u>	<u>Jan 31, 22</u>	<u>Feb 28, 22</u>	<u>Mar 31, 22</u>	<u>Apr 30, 22</u>
ASSETS										
Current Assets										
Checking/Savings	157,123.26	152,820.57	180,194.89	25,390.90	84,075.14	299,493.76	248,826.99	334,114.75	318,561.72	215,480.79
Accounts Receivable	536,399.18	621,916.04	697,165.24	709,226.39	517,812.04	598,622.57	645,389.77	621,880.96	679,591.36	768,912.09
Other Current Assets	153,191.09	153,196.49	165,690.45	165,269.77	167,533.20	167,619.63	167,619.63	175,830.12	176,897.62	180,567.46
Total Current Assets	<u>846,713.53</u>	<u>927,933.10</u>	<u>1,043,050.58</u>	<u>899,887.06</u>	<u>769,420.38</u>	<u>1,065,735.96</u>	<u>1,061,836.39</u>	<u>1,131,825.83</u>	<u>1,175,050.70</u>	<u>1,164,960.34</u>
Fixed Assets	36,119.00	36,119.00	36,119.00	36,119.00	36,119.00	36,119.00	36,119.00	36,119.00	36,119.00	36,119.00
TOTAL ASSETS	<u>882,832.53</u>	<u>964,052.10</u>	<u>1079169.58</u>	<u>936,006.06</u>	<u>805,539.38</u>	<u>1101854.96</u>	<u>1097955.39</u>	<u>1167944.83</u>	<u>1211169.70</u>	<u>1201079.34</u>
LIABILITIES & EQUITY										
Liabilities										
Current Liabilities										
Accounts Payable	249,306.07	359,186.97	485,871.64	362,889.01	259,307.62	310,814.98	353,752.97	380,803.13	451,792.77	474,488.33
Credit Cards	2,603.62	5,326.05	4,764.58	3,157.50	3,058.12	6,703.91	1,974.62	2,781.47	2,831.48	1,852.34
Other Current Liabilities	491,879.58	463,589.58	458,483.50	428,019.15	421,530.54	427,143.20	401,159.74	406,619.72	384,504.12	357,271.42
Total Current Liabilities	<u>743,789.27</u>	<u>828,102.60</u>	<u>949,119.72</u>	<u>794,065.66</u>	<u>683,896.28</u>	<u>744,662.09</u>	<u>756,887.33</u>	<u>790,204.32</u>	<u>839,128.37</u>	<u>833,612.09</u>
Total Liabilities	<u>743,789.27</u>	<u>828,102.60</u>	<u>949,119.72</u>	<u>794,065.66</u>	<u>683,896.28</u>	<u>744,662.09</u>	<u>756,887.33</u>	<u>790,204.32</u>	<u>839,128.37</u>	<u>833,612.09</u>
Equity	<u>139,043.26</u>	<u>135,949.50</u>	<u>130,049.86</u>	<u>141,940.40</u>	<u>121,643.10</u>	<u>357,192.87</u>	<u>341,068.06</u>	<u>377,740.51</u>	<u>372,041.33</u>	<u>367,467.25</u>
TOTAL LIABILITIES & EQUI...	<u>882,832.53</u>	<u>964,052.10</u>	<u>1079169.58</u>	<u>936,006.06</u>	<u>805,539.38</u>	<u>1101854.96</u>	<u>1097955.39</u>	<u>1167944.83</u>	<u>1211169.70</u>	<u>1201079.34</u>

GOLD RIDGE RESOURCE CONSERVATION DISTRICT
A/P Aging Summary
As of April 30, 2022

	Current	1 - 30	31 - 60	61 - 90	> 90	TOTAL
American Tank - 1792	0.00	177,567.35	0.00	0.00	0.00	177,567.35
Bowser, Tisa Ocean - 7378	0.00	130.00	0.00	0.00	0.00	130.00
Brelje & Race Consulting - 40	14,350.00	0.00	10,337.75	9,056.25	7,556.75	41,300.75
Contractor Compliance - 7946	67.50	67.50	0.00	0.00	0.00	135.00
Creekside Center for Earth Obs.. - 27635	0.00	0.00	0.00	4,000.00	0.00	4,000.00
Daily Acts - 5328	0.00	1,717.50	0.00	0.00	0.00	1,717.50
Daniel Northen - 29440	0.00	1,000.00	0.00	0.00	0.00	1,000.00
Green, John - 7386	169.05	0.00	0.00	0.00	0.00	169.05
Hart, William - 7377	21.38	0.00	0.00	0.00	0.00	21.38
Humboldt State University - 15826-2	0.00	0.00	0.00	0.00	5,477.64	5,477.64
Jenna Kahn - 29190	60.00	0.00	0.00	0.00	0.00	60.00
Johnson, Noelle - 7388	56.75	0.00	0.00	0.00	0.00	56.75
Laguna de Santa Rosa Foundation - 5630	0.00	-1,103.62	0.00	0.00	0.00	-1,103.62
Mason Innumerable - 29191	60.00	0.00	0.00	0.00	0.00	60.00
Matthew Greene - 4895	0.00	10,824.17	0.00	0.00	0.00	10,824.17
NCRM, Inc. - 28671	0.00	5,011.50	0.00	0.00	0.00	5,011.50
North Bay Portables - 11120-2	0.00	0.00	0.00	0.00	-36.53	-36.53
O'Connor Environmental, Inc - 5621	0.00	0.00	0.00	0.00	7,713.39	7,713.39
Piazza Construction - 1267	18,157.50	0.00	0.00	68,072.50	14,298.74	100,528.74
Point Blue Conservation Science - 4857	17,727.77	7,440.04	0.00	0.00	0.00	25,167.81
Prunuske Chatham, Inc.-3697-1	6,476.25	1,645.00	0.00	787.50	1,725.00	10,633.75
Sonoma RCD - 5852-2	1,683.06	3,674.51	967.50	7,464.12	10,982.55	24,771.74
Spangler William - 29675	7.61	0.00	0.00	0.00	0.00	7.61
Stillwater Sciences - 5733	0.00	3,917.00	0.00	0.00	0.00	3,917.00
Streamline Engineering - 7389	0.00	0.00	0.00	0.00	2,000.00	2,000.00
The Regent of the University CA - 5582-03	10,203.96	6,605.37	0.00	31,548.02	0.00	48,357.35
The Regents of the University CA - 9652	0.00	0.00	0.00	5,000.00	0.00	5,000.00
TOTAL	69,040.83	218,496.32	11,305.25	125,928.39	49,717.54	474,488.33

GOLD RIDGE RESOURCE CONSERVATION DISTRICT
A/P Aging Summary
As of June 7, 2022

	Current	1 - 30	31 - 60	61 - 90	> 90	TOTAL
American Tank - 1792	0.00	0.00	0.00	177,567.35	0.00	177,567.35
Bowser, Tisa Ocean - 7378	0.00	134.14	0.00	0.00	0.00	134.14
Brelje & Race Consulting - 40	0.00	0.00	14,350.00	3,143.75	0.00	17,493.75
Contractor Compliance - 7946	0.00	236.25	0.00	0.00	0.00	236.25
Creekside Center for Earth Obs.. - 27635	0.00	0.00	0.00	0.00	4,000.00	4,000.00
Daily Acts - 5328	0.00	0.00	0.00	1,717.50	0.00	1,717.50
Dellavalle Laboratory, Inc. - 22064	0.00	2,457.00	0.00	0.00	0.00	2,457.00
Harmony Farm Supply - 1910-2	0.00	22.88	0.00	0.00	0.00	22.88
Hart, William - 7377	0.00	0.00	21.38	0.00	0.00	21.38
Humboldt State University - 15826-2	0.00	0.00	0.00	0.00	-2.00	-2.00
Jenna Kahn - 29190	0.00	60.00	0.00	0.00	0.00	60.00
Kaiser - 1092-27	0.00	3,648.69	0.00	0.00	0.00	3,648.69
Mason Innumerable - 29191	0.00	60.00	0.00	0.00	0.00	60.00
Matthew Greene - 4895	0.00	0.00	0.00	10,824.17	0.00	10,824.17
NCRM, Inc. - 28671	0.00	0.00	0.00	5,011.50	0.00	5,011.50
North Bay Portables - 11120-2	0.00	0.00	0.00	0.00	-36.53	-36.53
Piazza Construction - 1267	0.00	0.00	18,157.50	0.00	17,702.36	35,859.86
Point Blue Conservation Science - 4857	0.00	0.00	17,727.77	3,503.05	0.00	21,230.82
Prunuske Chatham, Inc.-3697-1	0.00	1,920.00	7,858.75	262.50	787.50	10,828.75
San Francisco State University - 5284	0.00	3,313.91	0.00	0.00	0.00	3,313.91
SDRMA - 9209	0.00	2,710.08	0.00	0.00	0.00	2,710.08
Sonoma RCD - 5852-2	0.00	3,289.50	5,357.57	967.50	7,464.12	17,078.69
Stillwater Sciences - 5733	0.00	0.00	0.00	3,917.00	0.00	3,917.00
The Regent of the University CA - 5582-03	0.00	0.00	16,809.33	0.00	31,548.02	48,357.35
Trout Unlimited - 22065	0.00	17,938.62	0.00	0.00	0.00	17,938.62
TOTAL	0.00	35,791.07	80,282.30	206,914.32	61,463.47	384,451.16

GOLD RIDGE RESOURCE CONSERVATION DISTRICT
A/R Aging Summary
As of April 30, 2022

	Current	1 - 30	31 - 60	61 - 90	> 90	TOTAL
001 - ADMINISTRATION	135,060.80	0.00	0.00	60,000.00	0.00	195,060.80
096 - NRCS SCAPOSD RCPP	0.00	45,923.22	0.00	0.00	18,266.26	64,189.48
108 - SCWA TW 16/17-156	0.00	5,141.50	0.00	0.00	0.00	5,141.50
117 - Cal Trans Gleason Beach	0.00	0.00	0.00	7,519.45	5,532.94	13,052.39
127 - SCWA Blanchard Erosion	17,644.86	0.00	0.00	0.00	0.00	17,644.86
128 - NRCS CIG Napa	0.00	799.23	0.00	0.00	0.00	799.23
138 - GSA West Yost	1,067.00	1,496.50	0.00	2,353.00	3,348.00	8,264.50
149 - CDFA - Gabriel Farm Demo Project	0.00	6,910.09	0.00	0.00	-0.01	6,910.08
153 - SCWA 18.19-147 CASGEM 2019-2023	0.00	0.00	0.00	0.00	1,502.64	1,502.64
156 - Sweetwater Nursery Off-Chanel Habit	0.00	3,508.70	0.00	0.00	0.00	3,508.70
157 - CDFA Tech Assistance 2019	0.00	4,773.36	0.00	0.00	739.91	5,513.27
160 - SCC Ebabias Creek Restoration Plant	0.00	7,907.28	0.00	0.00	3,005.65	10,912.93
161 - DFW Atascadero Sediment 65% Design	0.00	21,989.05	0.00	0.00	0.00	21,989.05
162 - NCIRWMP VII Rainwater Rebate	0.00	11,248.25	0.00	0.00	5,530.50	16,778.75
163 - CARCD WCB Monarch II OW Sites	0.00	0.00	0.00	6,464.25	0.00	6,464.25
164 - WCB Mt Gilead Design	0.00	18,422.10	0.00	0.00	0.00	18,422.10
165 - WCB Alliance Implementation	33,028.57	0.00	0.00	73,894.45	0.00	106,923.02
166 - SCAPOSD Outings 2020-23 subcontract	0.00	2,146.75	0.00	0.00	1,924.00	4,070.75
179 - Zero Footprint	0.00	1,692.00	0.00	0.00	0.00	1,692.00
185 - WCB Green Valley Water Conservation	183,918.16	0.00	0.00	0.00	0.00	183,918.16
189 - DFW Alliance	0.00	8,108.91	0.00	13,333.41	0.00	21,442.32
190 - DFW Iron Horse Fish Screen	0.00	3,085.00	0.00	0.00	138.10	3,223.10
194 - FFS Ag Innovations Napa Report	0.00	2,650.00	0.00	0.00	3,150.00	5,800.00
195 - FSS RCD Grizzly MOU	0.00	5,180.00	0.00	0.00	0.00	5,180.00
196 - NFWF ConParV	0.00	7,810.02	0.00	0.00	0.00	7,810.02
FFS - Sonoma RCD for the Arroyo/Garric Ro	0.00	0.00	0.00	0.00	2,373.00	2,373.00
FFS - SLT GV Assessment 2021	0.00	350.00	0.00	0.00	0.00	350.00
Z - 113 - Atascadero Subwater DFW Prop 1	0.00	0.01	0.00	0.00	28,375.18	28,375.19
Z - 175 - LOB Monarch Plant Sale	0.00	0.00	1,600.00	0.00	0.00	1,600.00
TOTAL	370,719.39	159,141.97	1,600.00	163,564.56	73,886.17	768,912.09

GOLD RIDGE RESOURCE CONSERVATION DISTRICT
A/R Aging Summary
As of June 7, 2022

	Current	1 - 30	31 - 60	61 - 90	> 90	TOTAL
001 - ADMINISTRATION	0.00	0.00	0.00	0.00	60,000.00	60,000.00
096 - NRCS SCAPOSD RCPP	0.00	0.00	0.00	45,923.22	0.00	45,923.22
127 - SCWA Blanchard Erosion	0.00	0.00	17,644.86	0.00	0.00	17,644.86
128 - NRCS CIG Napa	0.00	0.00	0.00	757.03	0.00	757.03
138 - GSA West Yost	0.00	1,023.00	1,067.00	1,496.50	637.50	4,224.00
149 - CDFA - Gabriel Farm Demo Project	0.00	0.00	0.00	6,910.09	-0.01	6,910.08
156 - Sweetwater Nursery Off-Chanel Habit	0.00	0.00	0.00	3,508.70	0.00	3,508.70
157 - CDFA Tech Assistance 2019	0.00	0.00	0.00	0.00	-545.33	-545.33
160 - SCC Ebabias Creek Restoration Plant	0.00	0.00	0.00	7,907.28	3,005.65	10,912.93
162 - NCIRWMP VII Rainwater Rebate	0.00	0.00	0.00	11,248.25	0.00	11,248.25
163 - CARCD WCB Monarch II OW Sites	0.00	0.00	0.00	0.00	6,464.25	6,464.25
164 - WCB Mt Gilead Design	0.00	0.00	0.00	18,422.10	0.00	18,422.10
165 - WCB Alliance Implementation	0.00	0.00	33,028.57	0.00	0.00	33,028.57
166 - SCAPOSD Outings 2020-23 subcontract	0.00	0.00	0.00	2,146.75	0.00	2,146.75
179 - Zero Footprint	0.00	0.00	0.00	1,692.00	0.00	1,692.00
185 - WCB Green Valley Water Conservation	0.00	0.00	183,918.16	0.00	0.00	183,918.16
194 - FFS Ag Innovations Napa Report	0.00	0.00	0.00	2,650.00	3,150.00	5,800.00
196 - NFWF ConParV	0.00	0.00	0.00	7,810.02	0.00	7,810.02
FFS - Carbon Cycle Institute	0.00	5,000.00	0.00	0.00	0.00	5,000.00
FFS - SLT GV Assessment 2021	0.00	0.00	0.00	350.00	0.00	350.00
Z - 175 - LOB Monarch Plant Sale	0.00	0.00	0.00	1,600.00	0.00	1,600.00
TOTAL	0.00	6,023.00	235,658.59	112,421.94	72,712.06	426,815.59

GOLD RIDGE RESOURCE CONSERVATION DISTRICT

6/7/2022 10:31 AM

Register: 101 · Cash in County Treasury

From 04/01/2022 through 06/07/2022

Sorted by: Date, Type, Number/Ref

Date	Number	Payee	Account	Memo	Payment	C	Deposit	Balance
04/12/2022			7897 · Exchange Bank ...	Funds Transfer	60,000.00	X		213,117.63
04/14/2022			-split-	Deposit		X	597.64	213,715.27
04/14/2022		Z - 137 - NFWF Con...	1200 · Accounts Recei...	9Final		X	2,277.74	215,993.01
04/14/2022		096 - NRCS SCAPO...	1200 · Accounts Recei...	1		X	18.53	216,011.54
04/14/2022		149 - CDFA - Gabrie...	1200 · Accounts Recei...	6		X	11,491.10	227,502.64
04/14/2022		160 – SCC Ebabias ...	1200 · Accounts Recei...	9		X	1,732.13	229,234.77
04/14/2022		160 – SCC Ebabias ...	1200 · Accounts Recei...	9		X	6,555.47	235,790.24
04/21/2022		Christopher Barron - ...	201 · Vouchers Payable	Reimbursement	4,887.50	X		230,902.74
04/21/2022	1929241	Guardian - 17541	201 · Vouchers Payable	Dental & Visio...	613.56	X		230,289.18
04/21/2022	1929242	Ford Motor Compan...	201 · Vouchers Payable	Truck Payment	851.84	X		229,437.34
04/21/2022	1929243	Exchange Bank Card...	201 · Vouchers Payable		2,950.12	X		226,487.22
04/21/2022	1929244	Xerox Corporation - ...	201 · Vouchers Payable	Copier Lease	190.00	X		226,297.22
04/21/2022	1929245	Kaiser - 1092-27	201 · Vouchers Payable		3,268.82	X		223,028.40
04/21/2022	1929246	Inland Business Syst...	201 · Vouchers Payable	Copier Mainten...	46.62	X		222,981.78
04/21/2022	1929247	San Francisco State ...	201 · Vouchers Payable		13,125.57	X		209,856.21
04/21/2022	1929248	Mason Innumerable - ...	201 · Vouchers Payable	Reimbursement	317.40	X		209,538.81
04/21/2022	1929249	EARTHseed Consult...	201 · Vouchers Payable		1,800.00	X		207,738.81
04/21/2022	1929250	The Regents of the U...	201 · Vouchers Payable		4,900.00	X		202,838.81
04/21/2022	1929251	Jenna Kahn - 29190	201 · Vouchers Payable	Stipend - Marc...	60.00	X		202,778.81
04/21/2022	1929252	Point Blue Conservat...	201 · Vouchers Payable		2,842.75	X		199,936.06
04/21/2022	1929253	Valley Ford Water A...	201 · Vouchers Payable	Water for VFSH	77.50	X		199,858.56
04/21/2022	1929254	Brelje & Race Labs -...	201 · Vouchers Payable		336.00	X		199,522.56
04/21/2022	1929255	Bowser, Tisa Ocean -...	201 · Vouchers Payable		260.00	X		199,262.56
04/21/2022	1929256	Sonoma RCD - 5852-2	201 · Vouchers Payable		5,961.25	X		193,301.31
04/21/2022	1929257	Recology Sonoma M...	201 · Vouchers Payable		55.31	X		193,246.00
04/21/2022	1929258	Dutton Bros Farming...	201 · Vouchers Payable		2,650.00	X		190,596.00
04/21/2022	1929259	Harmony Farm Supp...	201 · Vouchers Payable		418.82	X		190,177.18
04/21/2022	1929260	Cantor, Sierra - 7945	201 · Vouchers Payable	Reimbursement	75.22	X		190,101.96
04/21/2022	1929261	Prunuske Chatham, I...	201 · Vouchers Payable		2,565.02	X		187,536.94
04/21/2022	1929262	School Garden Netw...	201 · Vouchers Payable		1,114.50	X		186,422.44
04/21/2022	1929263	Frank H Bartholome...	201 · Vouchers Payable		19,500.00	X		166,922.44
04/30/2022			Overhead:Interest Expe...	Interest		X	287.16	167,209.60
05/03/2022		195 - FSS RCD Griz...	1200 · Accounts Recei...	3			5,180.00	172,389.60
05/03/2022		189 – DFW Alliance	1200 · Accounts Recei...	6			13,333.41	185,723.01
05/03/2022		Z - 113 - Atascadero ...	1200 · Accounts Recei...	14Final			28,375.19	214,098.20
05/03/2022		096 - NRCS SCAPO...	1200 · Accounts Recei...	20			18,266.26	232,364.46
05/03/2022	#172 Ref...	172 - Anonymous (Pr...	2120 · Deferred Revenue	Refund for Gri...			4,507.69	236,872.15
05/10/2022		166 - SCAPOSD Out...	1200 · Accounts Recei...	6			1,924.00	238,796.15
05/10/2022		FFS - Sonoma RCD f...	1200 · Accounts Recei...	2			2,373.00	241,169.15
05/10/2022		162 - NCIRWMP VI...	1200 · Accounts Recei...	4			5,530.50	246,699.65

GOLD RIDGE RESOURCE CONSERVATION DISTRICT

6/7/2022 10:31 AM

Register: 101 · Cash in County Treasury

From 04/01/2022 through 06/07/2022

Sorted by: Date, Type, Number/Ref

Date	Number	Payee	Account	Memo	Payment C	Deposit	Balance
05/10/2022		Laguna de Santa Ros...	201 · Vouchers Payable	QuickBooks ge...			246,699.65
05/11/2022			7897 · Exchange Bank ...	Funds Transfer	60,000.00		186,699.65
05/12/2022		165 - WCB Alliance ...	1200 · Accounts Recei...	5		73,894.45	260,594.10
05/12/2022		157 - CDFa Tech As...	1200 · Accounts Recei...	8		1,285.24	261,879.34
05/12/2022		189 – DFW Alliance	1200 · Accounts Recei...	7		8,108.91	269,988.25
05/12/2022		153 - SCWA 18.19-1...	1200 · Accounts Recei...	6		1,502.64	271,490.89
05/12/2022		108 - SCWA TW 16/...	1200 · Accounts Recei...	17		5,141.50	276,632.39
05/19/2022	ACH	Green, John - 7386	201 · Vouchers Payable	Reimbursement	169.05		276,463.34
05/19/2022	ACH	Johnson, Noelle - 7388	201 · Vouchers Payable	Reimbursement	56.75		276,406.59
05/19/2022	1933142	Guardian - 17541	201 · Vouchers Payable	Dental & Visio...	649.87		275,756.72
05/19/2022	1933143	Ford Motor Compan...	201 · Vouchers Payable	Truck Payment	851.84		274,904.88
05/19/2022	1933144	Exchange Bank Card...	201 · Vouchers Payable		1,898.24		273,006.64
05/19/2022	1933145	Xerox Corporation - ...	201 · Vouchers Payable	Copier Lease	190.00		272,816.64
05/19/2022	1933146	Kaiser - 1092-27	201 · Vouchers Payable	June Health Ins...	4,464.65		268,351.99
05/19/2022	1933147	Inland Business Syst...	201 · Vouchers Payable	Copier Mainten...	14.12		268,337.87
05/19/2022	1933148	Contractor Complian...	201 · Vouchers Payable		135.00		268,202.87
05/19/2022	1933150	Mason Inumerable - ...	201 · Vouchers Payable	Reimbursement	60.00		268,142.87
05/19/2022	1933151	The Regents of the U...	201 · Vouchers Payable		5,000.00		263,142.87
05/19/2022	1933152	Spangler William - 2...	201 · Vouchers Payable		637.50		262,505.37
05/19/2022	1933153	Jenna Kahn - 29190	201 · Vouchers Payable	Stipend - April ...	60.00		262,445.37
05/19/2022	1933154	Piazza Construction - ...	201 · Vouchers Payable		64,668.88		197,776.49
05/19/2022	1933155	Daniel Northen - 294...	201 · Vouchers Payable	Reimbursement	1,000.00		196,776.49
05/19/2022	1933156	Point Blue Conservat...	201 · Vouchers Payable		3,936.99		192,839.50
05/19/2022	1933157	Valley Ford Water A...	201 · Vouchers Payable	Water for VFSH	77.50		192,762.00
05/19/2022	1933158	County of Sonoma C...	201 · Vouchers Payable	CEQA - Projec...	50.00		192,712.00
05/19/2022	1933159	Brelje & Race Consu...	201 · Vouchers Payable		23,807.00		168,905.00
05/19/2022	1933160	Bowser, Tisa Ocean -...	201 · Vouchers Payable		274.51		168,630.49
05/19/2022	1933161	Sonoma RCD - 5852-2	201 · Vouchers Payable		10,982.55		157,647.94
05/19/2022	1933162	Recology Sonoma M...	201 · Vouchers Payable		55.31		157,592.63
05/19/2022	1933163	Streamline Engineeri...	201 · Vouchers Payable	Civil Engineeri...	2,000.00		155,592.63
05/19/2022	1933164	Dutton Bros Farming...	201 · Vouchers Payable		2,650.00		152,942.63
05/19/2022	1933165	Harmony Farm Supp...	201 · Vouchers Payable		15.29		152,927.34
05/19/2022	1933166	O'Connor Environme...	201 · Vouchers Payable		7,713.39		145,213.95
05/19/2022	1933167	Prunuske Chatham, L...	201 · Vouchers Payable		1,725.00		143,488.95
05/19/2022	1933168	Humboldt State Univ...	201 · Vouchers Payable		5,479.64		138,009.31
05/26/2022		138 - GSA West Yost	1200 · Accounts Recei...			5,063.50	143,072.81
05/26/2022		190 – DFW Iron Hor...	1200 · Accounts Recei...	1		3,223.10	146,295.91
05/26/2022		161 - DFW Atascade...	1200 · Accounts Recei...	7		21,989.05	168,284.96
05/26/2022		157 - CDFa Tech As...	1200 · Accounts Recei...	9b		726.40	169,011.36
05/26/2022		157 - CDFa Tech As...	1200 · Accounts Recei...	9a		4,046.96	173,058.32

GOLD RIDGE RESOURCE CONSERVATION DISTRICT

6/7/2022 10:31 AM

Register: 101 · Cash in County Treasury

From 04/01/2022 through 06/07/2022

Sorted by: Date, Type, Number/Ref

Date	Number	Payee	Account	Memo	Payment C	Deposit	Balance
05/26/2022		128 - NRCS CIG Napa	1200 · Accounts Recei...	12		42.20	173,100.52
05/26/2022		117 - Cal Trans Glea...	1200 · Accounts Recei...	13 & 14		13,052.39	186,152.91

GOLD RIDGE RESOURCE CONSERVATION DISTRICT

6/7/2022 10:31 AM

Register: 7897 · Exchange Bank Checking

From 04/01/2022 through 06/07/2022

Sorted by: Date, Type, Number/Ref

Date	Number	Payee	Account	Memo	Payment	C	Deposit	Balance
04/07/2022		QuickBooks Payroll ...	-split-	Created by Pay...	15,802.55	X		29,120.45
04/08/2022	DD2492	Cantor, Sierra R	-split-	Direct Deposit		X		29,120.45
04/08/2022	DD2493	Green, John K	-split-	Direct Deposit		X		29,120.45
04/08/2022	DD2494	Harris, Michele J	-split-	Direct Deposit		X		29,120.45
04/08/2022	DD2495	Hart, William J	-split-	Direct Deposit		X		29,120.45
04/08/2022	DD2496	Jensen, Brittany B	-split-	Direct Deposit		X		29,120.45
04/08/2022	DD2497	Johnson, Noelle E	-split-	Direct Deposit		X		29,120.45
04/08/2022	DD2498	O'Connell, Maryann	-split-	Direct Deposit		X		29,120.45
04/08/2022	DD2499	Pozzi -, Joe	-split-	Direct Deposit		X		29,120.45
04/08/2022	DD2500	Spangler, William	-split-	Direct Deposit		X		29,120.45
04/08/2022	DD2501	Stagnaro, Adriana	-split-	Direct Deposit		X		29,120.45
04/08/2022	DD2502	Tsue, Sophia	-split-	Direct Deposit		X		29,120.45
04/11/2022	ACH	Gold Ridge RCD - 4...	-split-	94-2466509	5,478.92	X		23,641.53
04/11/2022	ACH	EDD-463541	-split-	SEIN 499-0402...	1,149.49	X		22,492.04
04/11/2022	ACH	Nationwide	3101 · 457b Employee	0056542-001	1,210.00	X		21,282.04
04/11/2022	ACH	CalPERS - 463670	-split-	1915	3,612.92	X		17,669.12
04/12/2022			101 · Cash in County T...	Funds Transfer		X	60,000.00	77,669.12
04/21/2022		QuickBooks Payroll ...	-split-	Created by Pay...	16,591.25	X		61,077.87
04/22/2022	DD2503	Cantor, Sierra R	-split-	Direct Deposit		X		61,077.87
04/22/2022	DD2504	Green, John K	-split-	Direct Deposit		X		61,077.87
04/22/2022	DD2505	Harris, Michele J	-split-	Direct Deposit		X		61,077.87
04/22/2022	DD2506	Hart, William J	-split-	Direct Deposit		X		61,077.87
04/22/2022	DD2507	Jensen, Brittany B	-split-	Direct Deposit		X		61,077.87
04/22/2022	DD2508	Johnson, Noelle E	-split-	Direct Deposit		X		61,077.87
04/22/2022	DD2509	O'Connell, Maryann	-split-	Direct Deposit		X		61,077.87
04/22/2022	DD2510	Pozzi -, Joe	-split-	Direct Deposit		X		61,077.87
04/22/2022	DD2511	Spangler, William	-split-	Direct Deposit		X		61,077.87
04/22/2022	DD2512	Stagnaro, Adriana	-split-	Direct Deposit		X		61,077.87
04/22/2022	DD2513	Tsue, Sophia	-split-	Direct Deposit		X		61,077.87
04/26/2022	ACH	Gold Ridge RCD - 4...	-split-	94-2466509	5,824.94	X		55,252.93
04/26/2022	ACH	EDD-463541	-split-	SEIN 499-0402...	1,196.91	X		54,056.02
04/26/2022	ACH	Nationwide	3101 · 457b Employee	0056542-001	1,210.00	X		52,846.02
04/26/2022	ACH	CalPERS - 463670	-split-	1915	3,746.33	X		49,099.69
04/26/2022	ACH	CalPERS - 463670	Salaries and benefits:5...	Unfunded Liab...	1,349.59	X		47,750.10
05/05/2022		QuickBooks Payroll ...	-split-	Created by Pay...	15,794.75			31,955.35
05/06/2022	DD2514	Cantor, Sierra R	-split-	Direct Deposit		X		31,955.35
05/06/2022	DD2515	Green, John K	-split-	Direct Deposit		X		31,955.35
05/06/2022	DD2516	Harris, Michele J	-split-	Direct Deposit		X		31,955.35
05/06/2022	DD2517	Hart, William J	-split-	Direct Deposit		X		31,955.35
05/06/2022	DD2518	Jensen, Brittany B	-split-	Direct Deposit		X		31,955.35

GOLD RIDGE RESOURCE CONSERVATION DISTRICT

6/7/2022 10:31 AM

Register: 7897 · Exchange Bank Checking

From 04/01/2022 through 06/07/2022

Sorted by: Date, Type, Number/Ref

Date	Number	Payee	Account	Memo	Payment	C	Deposit	Balance
05/06/2022	DD2519	Johnson, Noelle E	-split-	Direct Deposit		X		31,955.35
05/06/2022	DD2520	O'Connell, Maryann	-split-	Direct Deposit		X		31,955.35
05/06/2022	DD2521	Pozzi -, Joe	-split-	Direct Deposit		X		31,955.35
05/06/2022	DD2522	Spangler, William	-split-	Direct Deposit		X		31,955.35
05/06/2022	DD2523	Stagnaro, Adriana	-split-	Direct Deposit		X		31,955.35
05/06/2022	DD2524	Tsue, Sophia	-split-	Direct Deposit		X		31,955.35
05/09/2022	ACH	Gold Ridge RCD - 4...	-split-	94-2466509	5,606.90			26,348.45
05/09/2022	ACH	EDD-463541	-split-	SEIN 499-0402...	1,096.76			25,251.69
05/09/2022	ACH	CalPERS - 463670	-split-	1915	3,668.93			21,582.76
05/09/2022	ACH	Nationwide	3101 · 457b Employee	0056542-001	1,660.00			19,922.76
05/11/2022			101 · Cash in County T...	Funds Transfer			60,000.00	79,922.76
05/19/2022		QuickBooks Payroll ...	-split-	Created by Pay...	15,663.21			64,259.55
05/20/2022	DD2525	Cantor, Sierra R	-split-	Direct Deposit		X		64,259.55
05/20/2022	DD2526	Green, John K	-split-	Direct Deposit		X		64,259.55
05/20/2022	DD2527	Harris, Michele J	-split-	Direct Deposit		X		64,259.55
05/20/2022	DD2528	Hart, William J	-split-	Direct Deposit		X		64,259.55
05/20/2022	DD2529	Jensen, Brittany B	-split-	Direct Deposit		X		64,259.55
05/20/2022	DD2530	Johnson, Noelle E	-split-	Direct Deposit		X		64,259.55
05/20/2022	DD2531	O'Connell, Maryann	-split-	Direct Deposit		X		64,259.55
05/20/2022	DD2532	Pozzi -, Joe	-split-	Direct Deposit		X		64,259.55
05/20/2022	DD2533	Spangler, William	-split-	Direct Deposit		X		64,259.55
05/20/2022	DD2534	Stagnaro, Adriana	-split-	Direct Deposit		X		64,259.55
05/20/2022	DD2535	Tsue, Sophia	-split-	Direct Deposit		X		64,259.55
05/23/2022	ACH	Gold Ridge RCD - 4...	-split-	94-2466509	5,568.22			58,691.33
05/23/2022	ACH	EDD-463541	-split-	SEIN 499-0402...	1,077.93			57,613.40
05/23/2022	ACH	Nationwide	3101 · 457b Employee	0056542-001	1,660.00			55,953.40
05/23/2022	ACH	CalPERS - 463670	-split-	1915	3,609.95			52,343.45
05/23/2022	ACH	CalPERS - 463670	Salaries and benefits:5...	Unfunded Liab...	1,349.59			50,993.86
06/02/2022		QuickBooks Payroll ...	-split-	Created by Pay...	15,639.07			35,354.79
06/03/2022	DD2536	Cantor, Sierra R	-split-	Direct Deposit		X		35,354.79
06/03/2022	DD2537	Green, John K	-split-	Direct Deposit		X		35,354.79
06/03/2022	DD2538	Harris, Michele J	-split-	Direct Deposit		X		35,354.79
06/03/2022	DD2539	Hart, William J	-split-	Direct Deposit		X		35,354.79
06/03/2022	DD2540	Jensen, Brittany B	-split-	Direct Deposit		X		35,354.79
06/03/2022	DD2541	Johnson, Noelle E	-split-	Direct Deposit		X		35,354.79
06/03/2022	DD2542	O'Connell, Maryann	-split-	Direct Deposit		X		35,354.79
06/03/2022	DD2543	Pozzi -, Joe	-split-	Direct Deposit		X		35,354.79
06/03/2022	DD2544	Spangler, William	-split-	Direct Deposit		X		35,354.79
06/03/2022	DD2545	Stagnaro, Adriana	-split-	Direct Deposit		X		35,354.79
06/03/2022	DD2546	Tsue, Sophia	-split-	Direct Deposit		X		35,354.79

GOLD RIDGE RESOURCE CONSERVATION DISTRICT

6/7/2022 10:31 AM

Register: 7897 · Exchange Bank Checking

From 04/01/2022 through 06/07/2022

Sorted by: Date, Type, Number/Ref

Date	Number	Payee	Account	Memo	Payment	C	Deposit	Balance
06/06/2022	ACH	Gold Ridge RCD - 4...	-split-	94-2466509	5,490.78			29,864.01
06/06/2022	ACH	EDD-463541	-split-	SEIN 499-0402...	1,053.69			28,810.32
06/06/2022	ACH	Nationwide	3101 · 457b Employee	0056542-001	1,660.00			27,150.32
06/06/2022	ACH	CalPERS - 463670	-split-	1915	3,580.76			23,569.56
06/06/2022	ACH	CalPERS - 463670	Salaries and benefits:5...	Unfunded Liab...	1,349.59			22,219.97

GOLD RIDGE RESOURCE CONSERVATION DISTRICT

06/07/22

Profit & Loss by Job

Accrual Basis

July 2021 through April 2022

	010 - Valley Ford School House	TOTAL
Ordinary Income/Expense		
Income		
Program Revenue		
Program Income Detail		
Valley Ford School House	6,701.86	6,701.86
Total Program Income Detail	6,701.86	6,701.86
Total Program Revenue	6,701.86	6,701.86
Total Income	6,701.86	6,701.86
Gross Profit	6,701.86	6,701.86
Expense		
Salaries and benefits		
6561 · COVID-19 Expenses	0.00	0.00
5910 · Wages - 50701	1,306.40	1,306.40
5922 · Payroll Taxes - FICA - 50753	99.60	99.60
5923 · Cal PERS Retirement - 50755	130.99	130.99
5930 · Health Insurance - 50801	18.86	18.86
5935 · Payroll Taxes/Unemploy - 50806	0.35	0.35
Total Salaries and benefits	1,556.20	1,556.20
Direct Costs		
6505 · Valley Ford Schoolhouse	6,247.07	6,247.07
6506 · Transient Occupancy Tax - 40401	659.43	659.43
Total Direct Costs	6,906.50	6,906.50
Total Expense	8,462.70	8,462.70
Net Ordinary Income	-1,760.84	-1,760.84
Net Income	-1,760.84	-1,760.84



Action Item 6-B

TO: BOARD OF DIRECTORS
FROM: William Hart
SUBJECT: Approval of Executive Director to enter into agreement with the County of Sonoma for the LandSmart Community Grazing Program (grant #207) for \$355,513
DATE: 06/16/22

Summary

Approval of the Executive Director to enter into agreement with the County of Sonoma for the LandSmart Community Grazing Program (grant #207) for \$355,513

Background

Gold Ridge and Sonoma RCDs have been selected to implement phase II of the LandSmart Community Grazing Program funded by the Ag + Open Space District's Vegetation Management Grant Program in 2021. This project supports interested neighbors or community groups to utilize grazing to reduce fuel load and make their communities safer in the face of wildfires. Exposure to this type of vegetation management and community support of grazing will add a cost effective and needed tool to manage vegetation not only to reduce fire risks but also to improve biodiversity and manage vegetation in a more carbon beneficial manner. This project also continues to serve previously burned properties for invasive weed removal and fuel load reduction in preparation for future post-fire recovery activities. The continued project builds upon knowledge gained during the pilot project that is currently being implemented providing valuable information on how to make the program work including an expansion of grazers working with the RCDs and knowledge of several additional landowners who wish to be involved in the program.

The LandSmart Grazing Program will become a model for future grazing opportunities for landowners after fires and become part of the RCD's arsenal for assisting with both fire resilient vegetation management and post-fire activities. The RCDs will solicit interest and support community groups to work with contract grazers to support community targeted grazing.

Discussion

Locations for grazing support will be throughout Sonoma County. Applications will be prioritized by the high fire risk areas where there is a close proximity to at-risk, densely populated, tribal affiliation or underserved communities. We will also be using the newly developed CWPP Project Ranking Tool.

Priority areas will be targeted for outreach as we aim to support multi-beneficial projects in the areas most vulnerable to wildfire. There is an inclusive and transparent selection process on what land participants and grazers will receive support.

LandSmart Grazing is a rebate program, where the selected land participants contract with a grazer for services and the RCD reimburses them. We will reimburse applicants up to 85% of contract grazing fees or up to \$20,000 per applicant. To increase the project's inclusivity, we request cost share on a sliding scale. Our goal is to cover 50-80% of the cost of the contract grazing. Participants may request 100% of costs to be covered if need is described.

The RCDs will file a CEQA Notice of Exemption for each site funded in this project. No other permits are anticipated.

Project Timeline: June 2022 through December 2023.

Fiscal Information

County of Sonoma contract is for \$355,513

Staff Recommendation

Staff recommends that the Board approve the contract for \$355,513.

List of Attachments

1. Agreement with County of Sonoma (*attached separately as it protected and can't be a combined file*).
2. LandSmart Grazing Project Monitoring Report from Phase I



2021 Vegetation Management Grant Program **MONITORING REPORT**

Project Title: LandSmart Grazing Program
Grantee Organization: Gold Ridge Resource Conservation District
Location / Address: 2776 Sullivan Road, Sebastopol, CA 95472

Report Date: 6/17/21-12/31/2022

Report Number: 1

Final Report Biannual Update Report

Approved Grant Funding Amount:	\$184,600
Matching Funds:	\$26,000
Estimated Project Total:	\$210,600

PROJECT DESCRIPTION: *Please provide a brief summary of the Project (1-2 paragraphs)*

LandSmart Grazing Program is a pilot program designed to support interested neighbors or community groups to utilize grazing as a way of reducing fuel load and making their communities safer in the face of wildfires. This project also aims to serve previously burned properties in order to remove invasive weeds and reduce fuel load in preparation for future post-fire recovery activities.

Through Phase I funding from Ag + Open Space, Gold Ridge and Sonoma RCDs connected contract grazers to landowners with the help of the UC Cooperative Extension's Match.Graze program in the hopes of facilitating a smooth and effective reduction of fire-fuels. We encouraged landowners and land managers with 4-100 acres of grasslands or woodlands to apply for this subsidized opportunity. The majority of our funds have been prioritized towards areas of high fire risk where there is a close proximity to at-risk, densely populated, or underserved communities. While all funds from this pilot phase have been awarded, the RCDs are seeking additional funding to expand the program.

PROJECT PERFORMANCE: *Please provide a narrative of activities accomplished using **Grant funding**, addressing the five categories below. Include specific information about project tasks and add sub-tasks as needed to describe work to be completed.*

1. **Project Administration** *(Please include contractual arrangements, technical lead, CEQA compliance.)*

- a. Contractual arrangements: The RCDs have contracted with 4 of the 5 selected project participants through a Landowner Access Agreement. We modeled the agreement on the Rebuild North Bay Foundation's North Bay Forest Improvement Program (NBFIP), a regional incentives program to help small non-industrial forest landowners (<500 acres) conduct fuels treatments and forest restoration projects on their properties. The structure of this agreement is a rebate program, so the applicant contracts with a grazer for services and the RCD reimburses them. We provided applicants with a list of contract grazers that applied to our program with information on livestock type, services offered and rates, etc.
- b. Technical lead: Kari Wester is serving as the technical lead for Sonoma RCD and William Hart is serving as the technical lead for Gold Ridge RCD.
- c. CEQA compliance: We have filed CEQA NOEs for projects about to begin and have worked collaboratively to develop this pilot program.
- d. Wildfire Mitigation Specialist: We are working with a certified wildfire mitigation specialist on selected properties to (1) identify wildland fire fuel types and associated concerns and hazards to the built environment; (2) determine anticipated wildland fire behavior based on site conditions; and (3) analyze structure ignition potential in the wildland/urban interface using a science-based approach. A report is generated as education material for the site and includes (1) a mitigation plan using treatments appropriate for the wildland/urban interface; (2) fuel modification plans in order to reduce wildland/urban interface hazards; and (3) appropriate mitigation strategies for the wildland/urban interface - see attached report.

2. **Project Progression** (*List all tasks and their level of completion and specific milestones accomplished during the reporting period.*) The project is on track to be completed on time.

TASK	DELIVERABLES	PERCENT COMPLETION	START DATE	END DATE
1. Outreach to property manager to apply for funding assistance for community grazing	<p>We completed the one round of outreach to land participants with applications for assistance that had a due date of September 1st, 2021. In total, there were 27 requests, covering over 2,100 acres (see attached map). There were 11 applicants from District 4, 9 applicants from District 1, and 7 applicants from District 5.</p> <p>Following initial outreach, we fielded calls for more than 10 more interested groups including fire safe councils and watershed groups. We advertised in Farm Bureau News (August 2021 edition), on the RCDs websites (https://tinyurl.com/mzsc6nf2) and other social media platforms. We sent out information through our email lists, as well as, through our partner lists. Most poignantly, we were able to partner with UCCE to reach out to landowners and grazers through Match.Graze to matchmaking grazing animals with grass and rangelands.</p>	90%	June 2021	January 2022
2. Request for Qualifications/Proposal for Grazing Contractors	We sent out the Request for Qualifications on August 11, 2021 and 14 contract grazers responded. So far, the RCDs have engaged with three contact grazers for projects. We decided to have the top priority land participant applicants select who they would like to work with by providing them with information about all the participating Contract Grazers. In order to help the land participant applicant make their	100%	June 2021	Dec 2021

	<p>decision, we provided information in a table with their contact information, type of livestock, minimum and maximum acreage, and cost of their services (if provided). See attached table.</p> <p>We also put out an application for a mini grant on September 22nd and this is a non-competitive program with a maximum award of \$1,000. The purpose of this program is to increase contract grazers capacity to offer grazing services within Sonoma County. Eight grazers applied for and were awarded mini grants. Items funded by this program needed to have a purchase date after October 22, 2021 to be eligible.</p>			
<p>3. Scoring and Selection of communities to receive support</p>	<p>Gold Ridge and Sonoma RCD staff used the priorities for this funding along with some additional priorities specific to this project to select five properties which have received contract grazing assistance. Applications were scored based on their application in seven categories including fire threat, location, tribal affiliation, and disadvantaged communities. Due to the high number of applicants and our program's mission to provide assistance to as many as we can, we established a cap on financial assistance. We provided financial assistance with the following thresholds: We will reimburse applicants up to 85% of contract grazing fees or up to \$20,000 per applicant.</p> <p>The four properties who have contracts are: GRRCD Site Ya-Ka-Ama Indian Education and Development = 10 acres (costshare waived), SRCD Site P= 23.8 acres (\$3,800 costshare), SRCD Site S = 17.5 acres (\$6,300 costshare) SRCD Site K= 8.5 acres (\$2,227 cost share)</p>	<p>90%</p>	<p>August 2021</p>	<p>Feb 2022</p>

4. Assist communities with a grazing plan (as needed)	We have worked with four land participants and contract grazers to create plans of where and when to graze.	80%	July 2021	Oct 2021
5. Assist selected groups in contracting with Grazing Contractors	4 of 5 selected sites have contracted with grazers.	80%	August 2021	March 2022
6. Project Management and Monitoring	4 of 5 landowner agreements have been executed. Monitoring and management has been occurring at the 3 sites. We expect the 5th site to begin the process this Spring.	60%	June 2021	Dec 2022
7. Demonstration Project Communications	We will begin this in February once some treatments are completed.	10%	June 2021	Dec 2022
8. Agreement / Project Administration	Agreement executed. Prepared for first progress and financial reporting.	30%	June 2021	Dec 2022

3. **Equipment & Maintenance** (List all purchased equipment and planned purchases. Describe any safety measures and maintenance plans for each. Please include receipts as attachments for all purchased equipment in final report.)

Grazer	Equipment	Description	Funding Request	Mini Grant Amount
Montgomery Ferguson	Motion Sensor Siren / Strobe Lighting and Wire / buckles / and Come-a-longs	To develop a goat grazing system that allows the goats to be tethered to a wire for movement to graze under power lines but to prevent them from going into the road. There is a main wire that connects between two power poles, allowing them access to the weeds and scruff. The grazer would deploy the goats, stay with them, and pick them up at the end of the day. The motion sensors are for Predator prevention.	\$ 1,000	\$ 1,000
Green Goat Landscapers, LLC	Water donkey/trailer, a water donkey would provide the means of transporting water to job sites where water isn't available	By having the means of bringing water to the livestock, grazer would be able to graze areas where water isn't readily available.	\$ 6,000	\$ 1,000
Napa Pasture Protein	Water storage tank Temporary corral	The water storage tank can be mounted to an existing trailer and used to provide water where no source is available. The temporary corral is beneficial for loading, unloading, and doctoring any animals that may require it during a grazing operation.	\$ 6,000	\$ 1,000
goats@sonic.net	Repair of my livestock trailer braking system.	Grazer will be able to safely take their trailer up and down hills, as well as, on any road at normal speeds.	\$ 3,300	\$ 1,000

Grazer	Equipment	Description	Funding Request	Mini Grant Amount
Two Rock Land Management	Electric netting	More paddocks	\$ 1,080	\$ 1,000
Natalino Silva	Electrical fencing and a solar panel;	Able to have more livestock graze one area at a time to get the job done quickly and efficiently	\$ 1,000	\$ 1,000
Kaos Sheep Outfit	White netting fence;	Fence and chargers are constantly wearing out, replacements are needed to keep up with grazing contracts at Sonoma County parks and vineyards.	\$ 960	\$ 1,000
John Roche Services	Five pieces of electric fencing, fence energizer, solar panel, battery, and large storage box	Another set of fencing would allow them to graze more sites simultaneously. It would also facilitate moving the herd throughout the landscape more quickly and efficiently on any one site.	\$ 2,400	\$ 1,000
Total			\$ 21,740	\$ 8,000

4. **Challenges** (*Describe any challenges and/or opportunities encountered and how they will be addressed, including any changes to the anticipated schedule as described in the Work Plan.*)

We are considering how to best support land participants with long term grazing. Prescribed herbivory grazing for one year can make a measurable impact to fuel load reduction, but that impact has a limited time span. In the NRCS conservation practice standards for prescribed grazing, the lifespan of the practice is one year. Further, the NRCS advises, “success of the practice shall be determined by evaluating post-treatment regrowth of target species after

sufficient time has passed to monitor the situation and gather reliable data. Length of evaluation periods will depend on the woody species being monitored, proximity of propagules (seeds, branches, and roots) to the site, transport mode of seeds (wind or animals), and methods and materials used.” [Source](#).

We believe that there is an opportunity to build upon an existing, trained labor force of contract grazers who are responding to the escalating threat of catastrophic wildfires in the County. While a goal of this project is that project participants will have increased comfort and incentive to pursue future grazing, it may be cost prohibitive for some. In order to address the need for sustainable vegetative treatment and to stimulate the generational shift towards management of our landscape, we need to 1) provide technical assistance and educational resources to landowners about community supported grazing; 2) provide mini grants to increase contract grazers capacity to offer grazing services within Sonoma County; 3) support jobs that are in demand and will continue to be over the coming decades.

5. **Labor Sources and Volunteer efforts** (*Who has assisted in completing your grant goals, how has the community been involved, etc.*)

Labor for this contract has been primarily RCD staff with help from the joint RCD and Fire Safe Sonoma GrizzlyCorps Fellow. Many partner agencies assisted with outreach including Sonoma County Farm Bureau and UCCE Sonoma. We have engaged with several land participants that were not funded or did not apply in time for the first round including local fire safe councils and several neighborhood groups.

PROJECT SCHEDULE *Using the performance indicators below, provide a brief narrative of the project schedule and complete the table below with additional details.*

- ✓ Finalize project plans
- ✓ Obtain necessary permits and CEQA compliance
- ✓ Contractual arrangements
- ✓ Begin vegetation treatment or educational programs
- ✓ Final Performance Report submitted to Vegetation Management Program Coordinator Kim Batchelder at vegmanagement@sonoma-county.org:
- ✓ Complete treatments or workshops
- ✓ Project implementation completion date
- ✓ Grant funds fully expended

PERFORMANCE INDICATORS	DELIVERABLES	START DATE	END DATE
Finalize project plans	4 of 5 projects are in progress. Depending on costs we may add one more land participant totaling 6 projects.	June 2021	March 2022
Obtain necessary permits and CEQA compliance	NOEs have been filed for projects that have started.	September 2021	June 2022
Contractual arrangements	4 of 5 landowner agreements have been executed. 3 of 5 selected sites have contracted with grazers.	September 2021	March 2022
Begin vegetation treatment or educational programs	3 locations have started treatment covering 51.3 acres	July 2021	June 2022

PERFORMANCE INDICATORS	DELIVERABLES	START DATE	END DATE
Complete treatments or workshops	1 of 5 selected sites has completed treatment.	October 2021	October 2022
Project implementation completion date	We anticipate treatments to be completed late summer 2022	October 2021	August 2022
Grant funds fully expended	We anticipate fully expending funding by November 2022.	June 2021	December 2022
Final Performance Report	We will complete this closer to the end of the project.	October 2022	December 2022

PROJECT BUDGET

As shown in the line-item Project Budget below, the [Grantee] has expended \$ 58,544.00 of total budget of \$ 184,600.00 [as identified in the grant agreement].

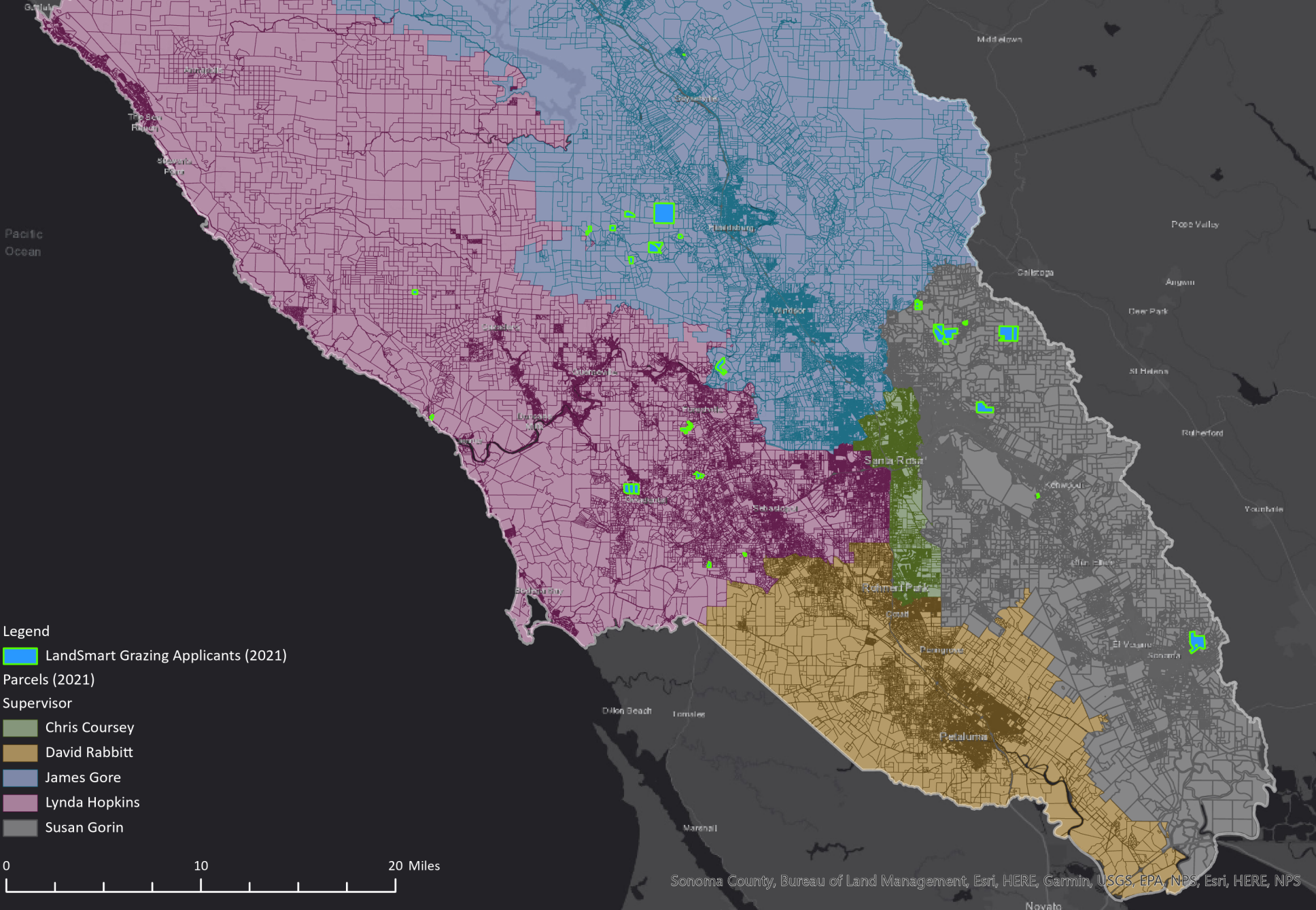
The Grantee has matched this funding with # of hours of volunteer or community labor or \$ 12,327 of in-kind or grant funding.

Please attach the proposed line item budget and actual budget comparison as presented in the Grant Agreement.

	Grant Agreement	Adjustment	Post Adjustment Budget	Amount Invoiced	Remaining	Invoice 01	Invoice 02	Invoice 03
Salaries (Gold Ridge)	\$12,800.00	\$23,875.00	\$36,675.00	\$20,684.00	\$15,991.00	\$1,581.00	\$9,636.50	\$9,466.50
Salaries (Sonoma)	\$10,800.00	\$7,250.00	\$18,050.00	\$12,995.00	\$5,055.000	\$1,771.25	\$7,493.75	\$3,730.00
AmeriCorps	\$20,000.00	\$(20,000)	-	-	-			
Contracted Services	\$120,000.00	-	\$120,000.00	\$20,000.00	\$100,000.00			\$20,000.00
Materials / Supplies	\$20,000.00	\$(12,000)	\$8,000.00	\$4,000.00	\$4,000.00			\$4,000.00
Printing / Reproduction	\$1,000.00	\$(300)	\$700.00	-	\$700.00			
CEQA Filing Fee with Sonoma County Clerk's Office		\$300.00	\$300.00	-	\$300.00			
Certified Wildfire Mitigation Specialist		\$875.00	\$875.00	\$875.00	-			\$875.00
	\$184,600.00	-	\$184,600.00	\$58,554.00	\$126,046.00	\$3,352.25	\$17,130.25	\$38,071.50


Fiscal Reporting

Please complete the Fiscal Report form (Attachment A) to provide a summary of expenses to date.



Legend
LandSmart Grazing Applicants (2021)

- Parcels (2021)
- Supervisor
- Chris Coursey
 - David Rabbitt
 - James Gore
 - Lynda Hopkins
 - Susan Gorin



Name of Business	Email Address(es)	Phone Number(s)	Livestock Type	Minimum/maximum number of acres	Experience	Rates
goats@sonic.net	goats@sonic.net	(707) 889-1788	San Clemente Island goats	Min: 1 Acre, Max: 10 Acres	New business since May 2021; currently employ 3 goatsitters new to the trade	\$350 per day.
Napa Pasture Protein	Cori@napapastureprotein.com	(707) 287-5717	Goats, Sheep, Cattle	No minimum	Lifetime of experience raising livestock on our farm. 15 years experience in fuel reduction grazing with sheep, goats, and cattle. Animal Science & Holistic Management Degree from Cal Poly, San Luis Obispo. Experienced grazer in many terrains using temporary electric netting in residential, vineyard, and heavily wooded properties. We are family operated with support from student internship programs.	\$650-\$1150/ per day depending on fencing labor, water sources, and significant hazards for grazing animals.
Two Rock Land Management	d_northen@me.com	(707) 849-9934	Sheep and cattle	Min: 5 Acres	17 years experience, last 5 years with focus on fuel reduction	Two Rock Land Management charges by the acre and an additional hauling fee. A deposit is also required.
Paesano Farms	Paesanofarms8201@gmail.com	(559) 471-8201	Goats & Sheep	Min: 100 Acres	60+ years experience; Lake Success, Reagan Library, Friant Canal ROW, Upper Ojai Wildfire Protection Zone, Hilton Foundation; Employs experienced herders, veterinarians, and safety experts	\$600 to \$1750 per acre + move in and out
GOATS R US	quizet@aol.com	(510) 504-0007	Goats & Sheep	Min: 10 Acres	27 years experience; Clients include: Cal Trans, Contra Costa, Alameda & San Francisco counties, East Bay Municipal Utility District, Zone 7 Water Agency, etc.; Employees have over 5 years experience	Standard grazing fee is \$1000 per acre, plus transportaiton and water costs. Movement fees vary between \$1,800 - \$2,800. If water is available onsite, this is a non issue. If not, costs would be passed on to your agency.
NM Ranch	nmranch@live.com	(916) 825-0933 (916) 835-1396	Goats & Sheep	Min: 5 Acres	10 years professional experience using sheep and goats in Placer, Nevada, Calveras and Sacramento Counties for targeted grazing; both co-owners have over 11 years experience in raising livestock	Fees are a flat rate (inclusive of mobilization, demobilization, supplies, etc); Will provide a bid at time of job walk. Typically charged per acre with a minimum fee.
Green Goat Landscapers, LLC	greengoatlandscapers@gmail.com	(408) 427-5945	Goat	Min: 2 Acres	Our Father/Son family business was started in 2014. We have found that our growing business has been the result of our commitment and personal service to our clients, on call 24/7. We provide weed abatement/vegetation management reduce fuel loads with our goats under the watchful eyes of our herders and guardian dogs that protect our herd from predators.	Please contact for information.
Olivet Ranch	olivetranh@outlook.com	(707) 206-5162	Sheep	No minimum	30 years experience providing ecologically beneficial grazing systems with fuel reduction as a high priority objective; 40 years experience as a shepherd and 25 years experience as a restoration ecologist	Please contact for information.
Muelrath Ranch	kmuelrath@gmail.com	(707)815-5021	Cattle	No minimum	10 years experience; This is a family operation, run by myself, my husband, Mike Muelrath, and our young children. We occasionally bring in help for larger projects (fencing, etc).	Please contact for information.
Silva's Livestock	natalinoabsilva@gmail.com	(707) 287-5410	Goats, sheep, cattle	Min: 5 Acres, Max: 100 Acres	10 years experience; family owned and operated	Charges based on acreage - \$400-\$800 per acre, depending on the project, as well per day per livestock type and size. Particulars will be discussed with client. Please contact for information.
Steven Pozzi	sbpozzi@gmail.com	(707) 889-4089	Cattle and sheep	Min: 60 Acres	Lifelong family ranching experience with goal of grazing for community and environmental benefit	Rates are based on acreage. Please contact for information.

Kaos Sheep Outfit	jaimeikaos@gmail.com	(541) 760-1413	Sheep	Min: 20 Acres	10 years experience, 7 years experience in fuel reduction and removing invasive species; A sustainable target grazing company with 7 full time experienced herders	We charge by acre. We can provide a more detailed estimate once there is more knowledge of scope of work (how many acres, distance between jobs, how many jobs, etc.).
Montgomery Ferguson	Sebastosteve@gmail.com	(707) 332-5488	Goats, Minature Horse	No minimum	9 years experience with livestock	Price Breakdown for Goats is \$5/Goat/Day. \$10/Goat charge for transportation/project.
John Roche Services	athenalynn@rocketmail.com	(707) 326-0942 (707) 696-1983	Goats	Min: 1/4 Acre	5 years experience grazing for fuel reduction on private lands; extensive experience in animal husbandry and land stewardship with 10 years experience as a firefighter in Marin and Sonoma counties	There is a weekly goat rental fee of \$500 and an hourly labor fee of \$60-120 per hour, depending on equipment used.
Tomales Sheep Company	jimmyjensen@gmail.com	(707) 888 - 9922	Sheep	Min: 10 Acres, Max: 300 Acres	New to contract grazing, wide variety of experience in rangeland management for resource conservation and land stewardship (10 years), also wildland fire and fuels management (10 years).	Billing would be by the day for the project, and hourly for additional or unforeseen associated labor - please contact for information.
Chasin Goat Grazing LLC	chasingoatgrazing@gmail.com	(707) 326-4467	Goats, sheep, cattle	Min: 1 Acre, Max: 400 Acres	Dennis Cianfichi 5 years experience; Chase Cianfichi 5 years experience and a animal science degree from Fresno state; Emma Pierson 4 years experience with a animal science degree from Fresno state; employs 2 herders with over 2 years of experience and 4 herders with over 9 months of experience	Charge by the acre - please contact for information.

VEGETATION MANAGEMENT GRANT AGREEMENT

THIS VEGETATION MANAGEMENT GRANT AGREEMENT (“Agreement”) is made and entered into on _____ (“Effective Date”), by and between the COUNTY OF SONOMA, a political subdivision of the State of California (hereinafter “COUNTY”) and Gold Ridge Resource Conservation District, a legal subdivision of the State of California, (hereinafter “GRANTEE”).

Recitals

WHEREAS, on March 23, 2021, the Board of Supervisors authorized establishment of the Vegetation Management Grant Program to support community resiliency, improve risk mitigation techniques, and increase wildfire prevention, and allocated funding for high-priority, near-term vegetation management activities in high-risk areas and near key ecosystems; and

WHEREAS, GRANTEE applied for and has been selected for use of Vegetation Management Grant Program funding; and

WHEREAS, GRANTEE agrees that all expenditures of grant funds provided to it hereunder will be in compliance with this Agreement.

NOW, THEREFORE, IT IS AGREED by and between the parties hereto as follows:

Agreement

1. Grant. Subject to all terms and conditions of this Agreement, COUNTY agrees to grant to GRANTEE Three Hundred and Fifty-Five Thousand Five Hundred and Thirteen Dollars (\$355,513.00) (the “Grant”). The Grant will be issued to GRANTEE as soon as practicable. COUNTY will use reasonable efforts to process this payment request within 14 days of the Effective Date of this Agreement.
2. Use of Funds. GRANTEE shall use the Grant exclusively for the uses specified in Exhibit A to this Agreement (the “Grant Project”). The Grant shall be expended for the Grant Project by no later than December 31, 2023 (12/31/2023). Any funds not expended on the Grant Project by such date shall be promptly returned to COUNTY.
3. Ineligible Project Costs. The COUNTY, in its sole discretion, shall determine which costs are eligible for the Grant. Without limiting the foregoing, the following are ineligible costs: a) costs incurred prior to the award date of the grant; (b) purchase of equipment that is not an integral part of a project; (c) establishing a reserve fund; (d) monitoring and assessment costs for efforts required after project construction is complete; (e) replacement of existing funding sources for ongoing programs; (f) travel expenses, such as transportation and lodging; (g) meal expenses; and (h) overhead not directly related to project costs. Mobilization costs for special equipment are not considered travel expenses provided such costs have been approved by COUNTY in advance.

4. Reporting. GRANTEE shall submit progress and financial reports to COUNTY every six (6) months. Within thirty (30) days of completion of the Grant Project, GRANTEE shall submit to COUNTY a final report, including photo documentation. Exhibit B provides the narrative monitoring report template to be used for the 6-month report and final report format. A fiscal monitoring template can also be found in Exhibit B which will be modified based on the actual approved budget for this Grant Agreement. The reports shall be in such form and include such information as required by COUNTY. COUNTY reserves the right to request a site visit at any time during the Grant Project or subsequent to completion. Such request may be made at any time within 18 months of the Effective Date of this Agreement, or completion of the work, whichever is later. GRANTEE will provide such access within 10-days of COUNTY's request.
5. Records. GRANTEE shall maintain all financial, accounting, and other records related to the Grant Project for no less than five (5) years ("Project Records"). Upon request, GRANTEE shall provide to COUNTY the Project Records. GRANTEE shall report to COUNTY on its use of the Grant at such times and in such manner as may be requested by COUNTY.
6. Publicity. Publicity generated by GRANTEE for work funded by this Agreement, shall make reference to the contribution of COUNTY in making the Grant Project possible.
7. Indemnification. GRANTEE agrees to accept all responsibility for loss or damage to any person or entity, including COUNTY, and to indemnify, hold harmless, and release COUNTY, its officers, agents, and employees, from and against any actions, claims, damages, liabilities, disabilities, or expenses, that may be asserted by any person or entity, including GRANTEE, that arise out of, pertain to, or related to GRANTEE's or its agents', employees', contractors', subcontractors', or invitees' performance or obligations under this Agreement, the Grant Project, or use of the Grant. GRANTEE's obligations under this Section apply whether or not there is concurrent negligence on COUNTY's part, but to the extent required by law, excluding liability due to COUNTY's conduct. COUNTY shall have the right to select its legal counsel at GRANTEE's expense, subject to GRANTEE's approval, which shall not be unreasonably withheld. This indemnification obligation is not limited in any way by any limitation on the amount or type of damages or compensation payable to GRANTEE or its agents under workers' compensation acts, disability benefits acts, or other employee benefit acts. GRANTEE shall be liable to COUNTY for any loss or damage to COUNTY property arising from or in connection with GRANTEE's Grant Project.
8. Non-Discrimination. GRANTEE shall comply with all applicable federal, state and local laws, rules and regulations in regard to non-discrimination in employment because of race, ancestry, color, sex, age, national origin, religion, marital status, medical condition, or handicap, including the provisions of Article II of Chapter 19 of the Sonoma County Code, prohibiting discrimination in housing, employment, and services because of AIDS or HIV infection.
9. Prevailing Wage. With respect to any portion of the Grant Project that constitutes the performance of a "public work" within the meaning of Labor Code section 1720,

GRANTEE shall comply with all applicable wage and hour laws, including without limitation Labor Code Sections 1775, 1776, 1777.5 1813 and 1815 and California Code of Regulations, Title 8, Section 16000, et seq. GRANTEE shall properly document such compliance, including registration of all covered contracts with the Department of Industrial Regulations. COUNTY shall have the right to inspect all documentation to confirm compliance with this section at any time up to 5 years from project completion.

10. ADA Requirements. GRANTEE shall ensure that the Grant Project complies with all applicable requirements of the Americans with Disabilities Act (ADA) including, without limitation, providing fully accessible public access to the property and all facilities and programs provided thereon.
11. Breach; Repayment. COUNTY may suspend or terminate this Agreement if GRANTEE fails to comply with the terms of this Agreement, including, but are not limited to: (a) failure of GRANTEE to fulfill its obligations under this Agreement; (b) ineffective or improper use of funds provided under this Agreement; or (c) submission by GRANTEE to COUNTY any application, request, report or other information that is incorrect or incomplete in any material respect. If such event occurs, GRANTEE shall, within ten days of receipt of notice of such failure by COUNTY, return all grant funds provided by COUNTY under this Agreement; provided, however, that COUNTY may, in its sole discretion, allow GRANTEE to retain some or all grant funds if COUNTY determines that the failure was inadvertent or immaterial, or that GRANTEE has taken action to ensure that the failure will not reoccur.
12. Termination. At any time, with or without cause, COUNTY shall have the right in its sole discretion to terminate this Agreement by giving written notice to GRANTEE. In the event of a termination without cause, COUNTY shall pay GRANTEE for eligible Grant Project activities performed in compliance with this Agreement prior to the notice of termination.
13. Conflict of Interest. GRANTEE covenants that it presently has no interest and shall not acquire any interest, direct, or indirect, which would conflict in any manner or degree with the performance of its services hereunder. GRANTEE further covenants that in the performance of this contract no person having any such interest shall be employed.
14. Statutory Compliance. GRANTEE agrees to comply with all applicable federal, state and local laws, regulations, statutes and policies applicable to the Grant, the Grant Project and any work funded by the Grant, or otherwise provided under this Agreement as they exist now and as they are changed, amended or modified during the term of this Agreement. It is the sole responsibility of GRANTEE, not COUNTY, to obtain any required approvals, permits and documentation necessary to legally complete the Grant Project. Without limiting the generality of the foregoing, GRANTEE expressly acknowledges that this Agreement may be subject to the provisions of Article XXVI of Chapter 2 of the Sonoma County Code, requiring payment of a living wage to covered employees. Noncompliance during the term of the Agreement will be considered a material breach and may result in termination of the Agreement or pursuit of other legal or administrative remedies.

Without limiting the generality of the foregoing, COUNTY shall be responsible for reviewing and adopting documentation necessary for making CEQA findings as the lead agency for GRANTEE's project. GRANTEE shall be responsible for securing all necessary permits and providing COUNTY with any necessary technical information required for CEQA compliance.

15. AIDS Discrimination. GRANTEE agrees to comply with the provisions of Chapter 19, Article II, of the Sonoma County Code prohibiting discrimination in housing, employment, and services because of AIDS or HIV infection during the term of this Agreement and any extensions of the term.
16. Assignment. GRANTEE shall not assign, sublet, transfer or delegate any interest in or duty under this Agreement without written consent of COUNTY, and no assignment shall be of any force or effect whatsoever unless and until so consented.
17. Merger. This writing is intended both as the final expression of the agreement between the parties hereto with respect to the included terms and as a complete and exclusive statement of the terms of the Agreement, pursuant to C.C.P. Section 1856. No modification of this Agreement shall be effective unless and until such modification is evidenced by a writing signed by both parties.
18. No Third Party Beneficiaries. Nothing contained in this Agreement shall be construed to create and the parties do not intend to create any rights in third parties.
19. Extra or Changed Work. Extra or changed work or other changes to the Agreement may be authorized only by written amendment to this Agreement, signed by both parties. GRANTEE expressly recognizes that, pursuant to Sonoma County Code Section 1-11, COUNTY personnel are without authorization to order extra or changed work or waive Agreement requirements.

IN WITNESS WHEREOF, the parties hereto have executed this Agreement as of the dates set forth below.

/

/

/

/

/

/

/

/

/

/

/

/

/

/

COUNTY OF SONOMA:

Date: _____

County Administrator

GRANTEE:

Date: _____

Grantee's Legal and Common Name

Signature

Print Name

Title

EXHIBIT A

Grant Project

LandSmart Grazing Program – Phase II Project

ORGANIZATIONAL INFORMATION

Gold Ridge Resource Conservation District
2776 Sullivan Rd., Sebastopol, CA 95472
Tel: 707-823-5244

Authorized Person to Execute Agreement: Brittany Jensen, Executive Director
Tel: 707-823-5244 x 11

Brittany@goldridgercd.org

Role: Sign agreement with Ag + Open Space District, manage deliverables, budget and consultants. Lead contact.

Project Partner: Sonoma Resource Conservation District (RCD) will be a partner on this grant providing outreach and support for grazing in their district. They are also providing cost share support. Gold Ridge RCD will sign the agreement if funded and will sub-contract to Sonoma RCD.

COST OF PROJECT

Grant Amount: \$355,513.00

PROJECT DESCRIPTION

Gold Ridge and Sonoma RCDs propose to implement phase two of the LandSmart Grazing Program. This is a continued demonstration community grazing project funded by the Ag + Open Space District's Vegetation Management Grant Program in 2021. This project supports interested neighbors or community groups to utilize grazing to reduce fuel load and make their communities safer in the face of wildfires. We believe exposure to this type of vegetation management and community support of grazing will add a cost effective and needed tool to manage vegetation not only to reduce fire risks but also to improve biodiversity and manage vegetation in a more carbon beneficial manner. This project also continues to serve previously burned properties for invasive weed removal and fuel load reduction in preparation for future post-fire recovery activities. The continued project builds upon knowledge gained during the pilot project that is currently being implemented providing valuable information on how to make the program work including an expansion of grazers working with the RCDs and knowledge of several additional landowners who wish to be involved in the program.

The LandSmart Grazing Program will become a model for future grazing opportunities for landowners after fires and become part of the RCD’s arsenal for assisting with both fire resilient vegetation management and post-fire activities. The RCDs will solicit interest and support community groups to work with contract grazers to support community targeted grazing.

TASKS	OUTCOMES
Task 1: Community Outreach, Technical Assistance, Site Selection and Education	Treat 80-160 acres on eight (8) sites across the county with grazing. Two workshops and 2-4 small neighbor group meetings to support communities or individuals either start their own grazing or work in community to share the responsibilities of grazing for vegetation management. The RCDs aim to support several groups establish permanent grazing program.
Task 2: Mini Grant for Grazing Contractors	Award 10 non-competitive grants with a maximum award of \$2,000 to build capacity for contract grazers looking to expand their ability to graze.
Task 3: Implementation, Contracting, CEQA, Wildfire Mitigation Specialist Assistance	Implement eight (8) projects. The RCDs will file a CEQA NOEs. No other permits are anticipated. Wildfire Mitigation Specialist Assistance will provide 4-8 defensible space assessments for land participants.
Task 4: Project Performance Assessment	Number of acres treated, number of communities served, grazers supported, estimated % reduction in fuel loads per treated site, number of people who received technical assistance.

	Description
Task 1	Community Outreach, Technical Assistance, Site Selection and Education
Task 2	Mini Grant for Grazing Contractors
Task 3	Implementation, Contracting, CEQA, Wildfire Mitigation Specialist Assistance
Task 4	Project Performance Assessment
Task 5	Project Administration

Locations for grazing support will be throughout Sonoma County. Applications will be prioritized by the high fire risk areas where there is a close proximity to at-risk, densely populated, tribal affiliation or underserved communities. We will also be using the newly developed CWPP Project Ranking Tool.

Priority areas will be targeted for outreach as we aim to support multi-beneficial projects in the areas most vulnerable to wildfire. There is an inclusive and transparent selection process on what land participants and grazers will receive support.

LandSmart Grazing is a rebate program, where the selected land participants contract with a grazer for services and the RCD reimburses them. We will reimburse applicants up to 85% of contract grazing fees or up to \$20,000 per applicant. To increase the project's inclusivity, we request cost share on a sliding scale. Our goal is to cover 50-80% of the cost of the contract grazing. Participants may request 100% of costs to be covered if need is described.

The RCDs will file a CEQA Notice of Exemption for each site funded in this project. No other permits are anticipated.

Project Timeline: June 2022 through December 2023.

PROJECT WORK SCHEDULE

	Description	Timeline
Task 1	Community Outreach, Technical Assistance, Site Selection and Education	Jul 2022 to Oct 2023
Task 2	Mini Grant for Grazing Contractors	Aug 2022 & Feb 2023
Task 3	Implementation, Contracting, CEQA, Wildfire Mitigation Specialist Assistance	Jul 2022 to Oct 2023
Task 4	Project Performance Assessment	Jul 2022 to Nov 2023
Task 5	Project Administration	Ongoing

COST OF PROJECT

Budget Item	Grant Agreement	Match	Total
Salaries (Gold Ridge)	\$ 64,852	\$ 20,000*	\$ 84,852
Salaries (SRCDD)	\$ 30,761		\$ 30,761
Certified Wildfire Mitigation Specialist	\$ 8,000	\$ 10,000**	\$ 18,000
Mini-Grant Capacity Building	\$ 20,000		\$ 20,000
Contracted Education/ Technical Assistance	\$ 10,000		\$ 10,000
Contracted Grazing Services	\$ 200,000	\$ 30,000***	\$ 230,000
Materials/Supplies	\$ 20,000		\$ 20,000
Mileage	\$ 600		\$ 600
Printing/Reproduction	\$ 500		\$ 500
CEQA Filing Fees	\$ 800		\$ 800
Total	\$ 355,513	\$ 60,000	\$ 414,713

* Gold Ridge RCD In-Kind ** GrizzlyCorps Staff Time Match *** Land Participant Cost share

BENEFIT AND SUCCESS OF PROJECT

Our goal is to support land participants with long term grazing to address fuel loads in areas that can't be treated by other methods. Prescribed herbivory grazing for one year can make a measurable impact to fuel load reduction but that impact has a limited time span. We believe that there is an opportunity to build upon an existing, trained labor force of contract grazers who are stretched in responding to the escalating threat of catastrophic wildfires. While a goal of this project is that project participants will have increased comfort and incentive to pursue future grazing, it may be cost prohibitive for some. In order to address the need for sustainable vegetative treatment and to stimulate the generational shift towards management of our landscape, we will 1) provide technical assistance and educational resources to landowners about community supported grazing; 2) provide mini-grants to increase contract grazers capacity to offer grazing services within Sonoma County; 3) support jobs that are in demand and will continue to be over the coming decades.

CALIFORNIA ENVIRONMENTAL QUALITY ACT (CEQA) COMPLIANCE

a. Specify the current status of CEQA review (not started, in progress, complete). If CEQA review is not complete, specify the estimated date when it will be complete.

Not Started **In Progress** Complete Not Applicable/Not a Project under CEQA (e.g., education and outreach)

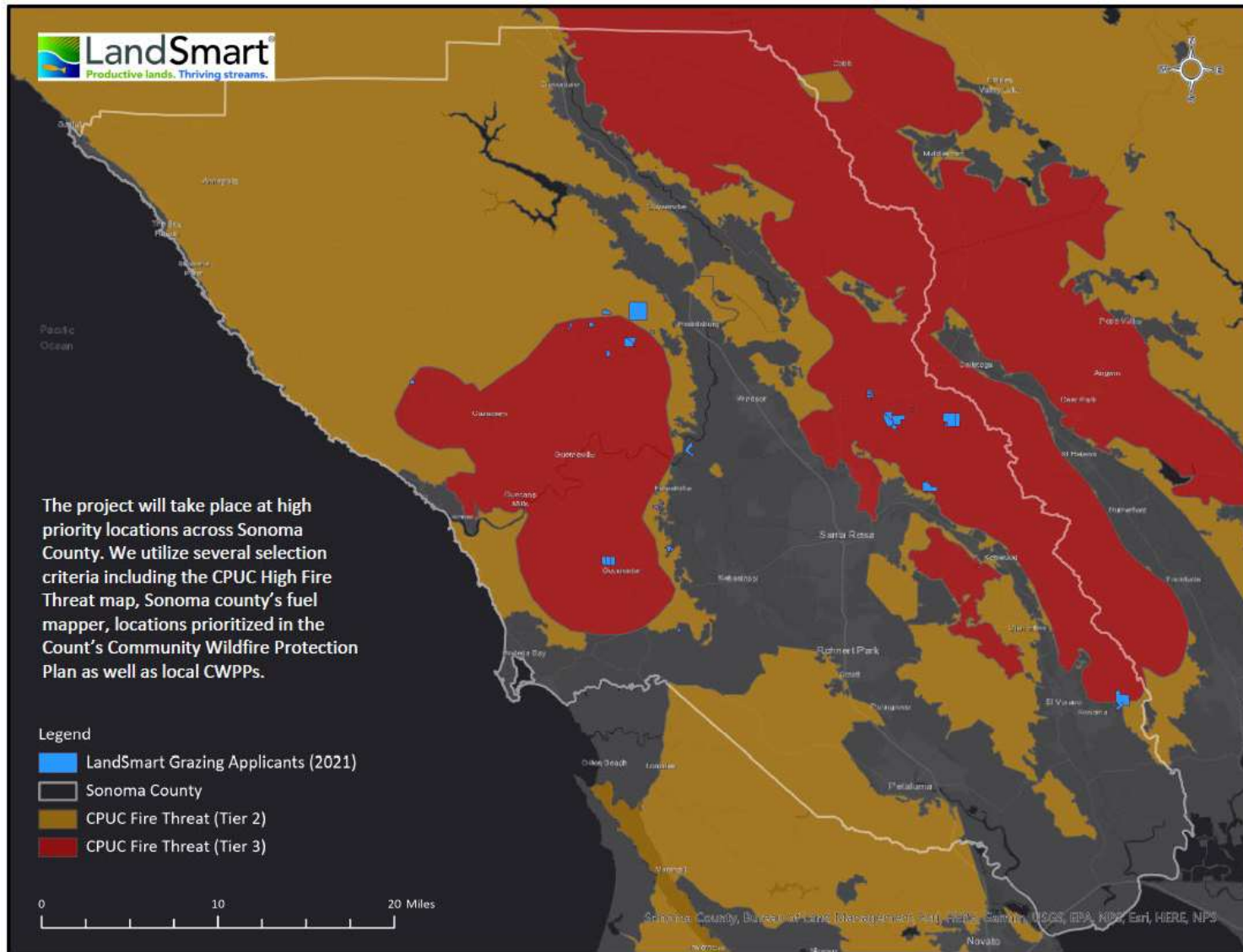
Estimated completion date: August 2022 / February 2023

b. What is the mechanism for the CEQA review? Attach supporting documentation.

X EXEMPTION (SPECIFY) 15304 - Minor Alterations to Land

c. If an ND, MND, or EIR is required, specify the CEQA LEAD AGENCY. Lead Agency: Gold Ridge / Sonoma RCDs

Exhibit 1: High Fire Threat Map – 2021 Grazing Applicants – LandSmart Grazing Program Phase II





**Attachment C
Vegetation Management
Grant Program
Project Budget Sheet**

PROJECT NAME:
LandSmart Targeted Grazing Program for Community Resilience

Cost Estimate: List all costs.

Cost Estimate		Requested Funds	Matching Funds
Salaries/Wages			
1.	Gold Ridge RCD	\$ 44,852	
2.	Sonoma RCD	\$ 30,761	
3.	Grizzly Corps Fellow	\$ 20,000	\$ 20,000
4.			
Contracted Services			
1.	Contracted Grazing Services	\$ 200,000	\$ 30,000
2.	Contracted Education / Technical Assistance	\$ 10,000	
3.			
4.			
Materials/Supplies			
1.	Erosion control materials like seed, straw, erosion blankets, etc.	\$ 20,000	
2.			
3.			
4.			
5.			
6.			
7.			
8.			
9.			
10.			
11.			
12.			
Printing/Reproduction			
1.	Printing	\$ 500	
2.			
Rentals			
1.			
2.			
3.			
4.			

Other			
1.	Mini-Grant Capacity Building	\$ 20,000	
2.	CEQA Filing Fees (Sonoma County Clerk's Office)	\$ 800	
3.	Wildfire Mitigation Specialist Assistance	\$ 8,000	\$ 10,000
4.			
5.			
6.			
7.			
8.			
9.			
10.			
11.			
12.			
13.			
14.			
15.			
16.			
17.			
18.			
19.			
20.			
21.			
Total Requested Grant Amount		A. \$ 355,513	
Total Matching Funds (if any)			B. \$ 60,000
Total Project Cost (A+B)		\$ 414,713	

Other Funding Sources:

Funding Sources	Date Committed	Amount
Total		

EXHIBIT B: MONITORING REPORT TEMPLATE

2022 Vegetation Management Grant Program MONITORING REPORT

Project Title: Click or tap here to enter text.
Grantee Organization: Click or tap here to enter text. **Location / Address:** Click or tap here to enter text.

Report Date: Click or tap to enter a date.
Report Number: Click or tap here to enter text.
 Final Report Biannual Update Report

Approved Grant Funding Amount: \$Click or tap here to enter text.
Matching Funds: \$Click or tap here to enter text.
Estimated Project Total: \$Click or tap here to enter text.

PROJECT DESCRIPTION: *Please provide a brief summary of the Project (1-2 paragraphs)*
Click or tap here to enter text.

PROJECT PERFORMANCE: Please provide a narrative of activities accomplished using **Grant funding**, addressing the five categories below. Include specific information about project tasks and add sub-tasks as needed to describe work to be completed.

1. **Project Administration** *(Please include contractual arrangements, technical lead, CEQA compliance.)*
2. **Project Progression** *(List all tasks and their level of completion and specific milestones accomplished during the reporting period.)*
3. **Equipment & Maintenance** *(List all purchased equipment and planned purchases. Describe any safety measures and maintenance plans for each. Please include receipts as attachments for all purchased equipment in final report.)*
4. **Challenges** *(Describe any challenges and/or opportunities encountered and how they will be addressed, including any changes to the anticipated schedule as described in the Work Plan.)*
5. **Labor Sources and Volunteer efforts** *(Who has assisted in completing your grant goals, how has the community been involved, etc.)*

Click or tap here to enter text.

PROJECT SCHEDULE Using the performance indicators below, provide a brief narrative of the project schedule and complete the table below with additional details.

- Finalize project plans
- Obtain necessary permits and CEQA compliance
- Contractual arrangements
- Begin vegetation treatment or educational programs
- Complete treatments or workshops
- Project implementation completion date
- Grant funds fully expended
- Final Performance Report submitted to Vegetation Management Program Coordinator Kim Batchelder at Kim.Batchelder@sonoma-county.org:

Click or tap here to enter text.

PERFORMANCE INDICATORS	DELIVERABLES	START DATE	END DATE
<i>Example</i>	<i>File CEQA Notice of Exemption</i>	<i>7/1/2021</i>	<i>7/7/2021</i>
Project Administration	Click or tap here to enter text.	Date	Date
Project Implementation	Click or tap here to enter text.	Date	Date
Equipment	Click or tap here to enter text.	Date	Date
Click or tap here to enter text.	Click or tap here to enter text.	Date	Date
Click or tap here to enter text.	Click or tap here to enter text.	Date	Date
Click or tap here to enter text.	Click or tap here to enter text.	Date	Date
Click or tap here to enter text.	Click or tap here to enter text.	Date	Date

PROJECT BUDGET

As shown in the line-item Project Budget below, the *[Grantee]* has expended \$ _____ of total budget of \$ _____ *[as identified in the grant agreement]*.

The Grantee has matched this funding with # of hours of volunteer or community labor or \$ _____ of in-kind or grant funding.

Please attach the proposed line item budget and actual budget comparison as presented in the Grant Agreement.

Fiscal Reporting

Please complete the Fiscal Report form (Attachment A) to provide a summary of expenses to date.